

Public Document Pack



Nottingham
City Council

NOTTINGHAM CITY COUNCIL

AREA COMMITTEE EAST (A.C.E) DALES, ST ANN'S & MAPPERLEY

Date: Tuesday, 13 September 2016

Time: 6.00 pm

Place: Ground Floor Committee Room - Loxley House, Station Street, Nottingham,
NG2 3NG

Councillors are requested to attend the above meeting to transact the following business

Corporate Director for Resilience

Governance Officer: James Welbourn, Constitutional Services

Direct Dial: 0115 8763288

- 1 APOLOGIES FOR ABSENCE**
- 2 DECLARATIONS OF INTERESTS**
- 3 MINUTES** 3 - 10
To confirm the minutes of the meeting held on 10 May 2016.
- 4 AREA COMMITTEE COMMUNITY REPRESENTATIVES** 11 - 18
Report of Corporate Director for Commercial and Operations
- 5 WARD PERFORMANCE (QUARTER 2)** 19 - 30
Report of Director of Neighbourhood Services

Also including an update by Nottinghamshire Police
- 6 AREA CAPITAL FUND** 31 - 38
Report of Corporate Director for Commercial and Operations
- 7 DELEGATED AUTHORITY PROJECTS** 39 - 42
Report of Corporate Director for Commercial and Operations
- 8 IMPROVING THE HEALTH OF CITIZENS** 43 - 56
Report of Alison Challenger, Director of Public Health.

9 AREA BASED GRANT UPDATE

Presentation by Cherry Underwood of the Renewal Trust

10 NOTTINGHAM CITY HOMES UPDATE

57 - 80

Report of Chief Executive, Nottingham City Homes

IF YOU NEED ANY ADVICE ON DECLARING AN INTEREST IN ANY ITEM ON THE AGENDA, PLEASE CONTACT THE GOVERNANCE OFFICER SHOWN ABOVE, IF POSSIBLE BEFORE THE DAY OF THE MEETING

CITIZENS ATTENDING MEETINGS ARE ASKED TO ARRIVE AT LEAST 15 MINUTES BEFORE THE START OF THE MEETING TO BE ISSUED WITH VISITOR BADGES

CITIZENS ARE ADVISED THAT THIS MEETING MAY BE RECORDED BY MEMBERS OF THE PUBLIC. ANY RECORDING OR REPORTING ON THIS MEETING SHOULD TAKE PLACE IN ACCORDANCE WITH THE COUNCIL'S POLICY ON RECORDING AND REPORTING ON PUBLIC MEETINGS, WHICH IS AVAILABLE AT WWW.NOTTINGHAMCITY.GOV.UK. INDIVIDUALS INTENDING TO RECORD THE MEETING ARE ASKED TO NOTIFY THE GOVERNANCE OFFICER SHOWN ABOVE IN ADVANCE.

NOTTINGHAM CITY COUNCIL

AREA COMMITTEE EAST (A.C.E) DALES, ST ANN'S & MAPPERLEY

MINUTES of the meeting held at Ground Floor Committee Room - Loxley House, Station Street, Nottingham, NG2 3NG on 10 May 2016 from 18.05 - 18.55

Membership

Present

Councillor Leslie Ayoola (Chair)
Councillor Jon Collins
Councillor Sue Johnson
Councillor Gul Nawaz Khan (Vice Chair)
Councillor Neghat Nawaz Khan
Councillor Dave Liversidge
Councillor David Mellen
Councillor Chris Tansley

Absent

Councillor Rosemary Healy

Colleagues, partners and others in attendance:

Andrew Campbell	- African Caribbean and Asian Forum
Fi Cusick	- Neighbourhood Development Officer, Mapperley
Greg Feltham	- Sneinton Tenants and Residents Association (STARA)
Greg Foister	- Neighbourhood Development Officer, Dales
Michelle Graley	- Neighbourhood Development Officer, St. Ann's
Cynthia James	- GAINS TRA
Enid Lee-Brown	- ACNA
Deborah Main	- STANNRA
Noel Martin	- Prettier Whittier
Heidi May	- North Locality Manager
Garry Nelms	- Nottingham City Homes
Caroline Pickering-Smith	- Friends of Coppice Park
Mark Sunderland	- Environmental Officer
Cathy Symes	- St. Ann's Allotments
James Welbourn	- Constitutional Services Officer

1 APPOINTMENT OF CHAIR

RESOLVED to appoint Councillor Leslie Ayoola as Chair of the Committee for the 2016/17 municipal year.

2 APPOINTMENT OF VICE-CHAIR

RESOLVED to appoint Councillor Gul Nawaz Khan as Chair of the Committee for the 2016/17 municipal year.

3 APOLOGIES FOR ABSENCE

Councillor Rosemary Healy - personal

Yaseer Farook
Peter Goode

4 DECLARATIONS OF INTEREST

None.

5 MINUTES

The minutes for the meeting on 9 February 2016 were confirmed and signed by the Chair.

6 WARD PERFORMANCE REPORT

Greg Foister, Neighbourhood Development Officer for the Dales Ward, introduced the Ward Performance report.

Members were invited to provide feedback on the new format of the Ward Performance report. The statistics element of the report was praised, but it was felt that there were too many priorities in the main body of the document, and that more input and agreement would be needed from the Area Committee.

It was also felt that whilst statistics and data are good, there needs to be an action plan of what to do with the data.

Further information on ward performance was provided:

- (a) issues in the Dales ward include dog fouling, bins, fly tipping, as well as a major issue with parking, particularly at the Academy. There is going to be a new Aldi store on the Colwick Loop Road;
- (b) engagement of local residents in the Dales ward continues through regular ward walks. There are upcoming 'community cohesion' events (which would ordinarily happen as part of other events);
- (c) Nottingham City Homes (NCH) have built 39 new properties in Mapperley ward. There will be a 'meet the developer' session on 13 June;
- (d) phases 1 and 2 of the Mapperley Road parking scheme have been implemented;
- (e) on 18 June at Mapperley Sports Village, there will be a St. Ann's Armed Forces Day;
- (f) new CCTV cameras have been placed in St. Ann's ward to try and combat fly tipping and drug dealing;

- (g) twenty trees have been taken down in St. Ann's ward; work is being carried out with Ward Councillors to try and determine where forty new trees will go;
- (h) the new football pitch at King Edward's park has nearly been completed, and there has also been agreement for a new skateboard plaza in the Ward;
- (i) the introduction of new CCTV cameras was welcomed by community representatives. This new CCTV can be publicised by Area Newsletters;
- (j) fly tipping is a problem in all three wards. Education is required, but not just in schools. There could be a place for education on fly tipping in the week of action in each ward;
- (k) there is only one waste and recycling centre in Nottingham City, at Lenton Industrial Estate, and this can result in large queues at the site.

Nottingham City Council does not charge for bulky waste collection currently, whereas many neighbouring authorities do.

RESOLVED to note the priorities, current issues and supporting information for the Dales, Mapperley and St. Ann's wards.

7 AREA CAPITAL FUND 2016/2017

Greg Foister, Neighbourhood Development Officer for the Dales ward presented the Area Capital Fund report.

Two additional schemes in the Dales ward, and one extra scheme in Mapperley ward were tabled at the meeting, and are included in the tables under (2) below.

RESOLVED to:

- (1) **note the monies available to Dales, Mapperley and St. Ann's wards at the end of 2015/16:**

**Dales £4914
Mapperley £12725
St. Ann's £90577**

and to approve the Area Capital Programme of schemes for Dales, Mapperley and St. Ann's wards for 2015/16, as set out below:

Mapperley Withdrawn Schemes

Location	Type	Details	Estimate
Dooland Drive	Parking scheme	Scheme discontinued	£389

St. Ann's Withdrawn Schemes

Location	Type	Details	Estimate
Shelton Street	Traffic calming	Underspend	£2540
Spalding Road Area	Parking	Rationalisation of schemes – remaining funding to be allocated to new Spalding Area Cluster scheme	£8500
Windmill Lane link footpath	Wall repair	Scheme completed: contingency amount not required	

- (2) note the monies available to Dales, Mapperley and St. Ann's wards for 2016/17:

Dales £96514
Mapperley £106900
St. Ann's £127084

and to approve the Area Capital Programme of schemes for Dales, Mapperley and St. Ann's for 2016/17, as set out below:

Dales Public Realm Schemes

Location	Type	Details	Estimate
Windmill Allotment Area	Area improvement	Security measures in the Windmill Allotment area to reduce ASB and enhance the area – lead service: Parks and Open Spaces	£4000

Dales LTP Schemes

Location	Type	Details	Estimate
Greenwood Academy	Parking	Continued work on adjacent roads	£10000
Candle Meadow	Parking	Build out removal	£1800

Mapperley LTP Schemes

Location	Type	Details	Estimate
Cambria Mews/Goldswong Terrace	TRO	TRO for junction protection to both Cambria Mews and Goldswong Terrace – lead service: Traffic and Safety	£7250
Mapperley Road Phase 2	Parking	Provision of scheme to alleviate parking issues in the Mapperley Road area – lead service: Traffic and Safety	£10000
Ransom Road area	Road safety	20mph roundels and repeater signs at identified locations on Ransom Road, The Wells Road and Mapperley Road – lead service: Traffic and Safety	£1375

Mapperley Withdrawn Schemes

Location	Type	Details	Estimate
-----------------	-------------	----------------	-----------------

Mapperley Hospital Chapel	Roofing works	Health and safety works to roof, guttering, downpipes and drains (Sep 14)	£18000
Galena Garages	Safety works	Demolition and Health and Safety works to Galena garage block (Nov 13)	£1200

St. Ann's LTP Schemes

Location	Type	Details	Estimate
Dakeyne Street	Footpath	Resurfacing of footpaths on Dakeyne Street – lead service: Highway Maintenance	£50000
St. Ann's Phase 2 (Stonebridge Area Cluster)	Parking	Measures to address parking issues in the Stonebridge area including TRO, lining, signage and other measures – lead service: Traffic and Safety	£37000

St. Ann's Public Realm Schemes

Location	Type	Details	Estimate
Massey Gardens	Area improvement	Contribution to NCH area improvement scheme on Massey Gardens – lead service: NCH	£25593

8 DELEGATED AUTHORITY PROJECTS

Greg Foister, Neighbourhood Development Officer for the Dales ward, introduced the report on the use of Delegated Authority by the Director of Commercial and Operations.

RESOLVED to:

- (1) note the actions agreed by the Corporate Director of Commercial and Operations in respect of projects and schemes with Area 6 (detailed in Appendix 1);**
- (2) note that Ward Councillors have been allocated £5000 each for 2016/17 to support the work in their ward.**

9 NOTTINGHAM CITY HOMES UPDATE

Garry Nelms, Tenancy and Estates Manager at Nottingham City Homes (NCH) provided an update on the key issues and themes which link back to local priorities and the strategic themes for Nottingham City Homes.

It was reported that although NCH were slightly behind on their target for repairs, tenant satisfaction had increased from previous figures taken.

RESOLVED to:

- (1) note the update and performance information in Appendices 1 and 2 of the agenda;**
- (2) note the allocation of funds for 2015/16, detailed in Appendix 3 of the agenda;**
- (3) approve the Area Capital Programme funding request set out below:**

Location	Type	Details	Estimate
Newark Crescent, Sneinton	Traffic Management	Contribution towards the security bollards required in this area	£730
Skipton Circus, Sneinton	Traffic Management	Contribution to the hard standing scheme being delivered in this area	£3500

10 FUTURE MEETING DATES

RESOLVED to meet at 6pm on the following dates in 2016/17:

2016

**13 September
15 November**

2017

14 February

Andrew Campbell also took the opportunity to thanks Dorothy Holmes for all the work she had carried out in conjunction with Area Committee East over the years.

Area 8 Committee EAST (ACE) (Dales, Mapperley, St Ann's) – 13th September 2016

Title of paper:	Area Committee Community Representatives	
Director(s)/ Corporate Director(s):	Andy Vaughan andy.vaughan@nottinghamcity.gov.uk	Wards affected: Dales, Mapperley & St Ann's
Report author(s) and contact details:	Greg Foister Neighbourhood Development Officer – Dales Ward 0115 8839807 greg.foister@nottinghamcity.gov.uk Fi Cusick Neighbourhood Development Officer – Mapperley Ward 0115 8839728 fi.cusick@nottinghamcity.gov.uk Michelle Graley Neighbourhood Development Officer – St Ann's Ward 0115 8839808 michelle.graley@nottinghamcity.gov.uk	
Other colleagues who have provided input:		
Date of consultation with Portfolio Holder(s) (if relevant)	N/A	
Relevant Council Plan Strategic Priority:		
Cutting unemployment by a quarter		<input type="checkbox"/>
Cut crime and anti-social behaviour		<input type="checkbox"/>
Ensure more school leavers get a job, training or further education than any other City		<input type="checkbox"/>
Your neighbourhood as clean as the City Centre		<input type="checkbox"/>
Help keep your energy bills down		<input type="checkbox"/>
Good access to public transport		<input type="checkbox"/>
Nottingham has a good mix of housing		<input type="checkbox"/>
Nottingham is a good place to do business, invest and create jobs		<input type="checkbox"/>
Nottingham offers a wide range of leisure activities, parks and sporting events		<input type="checkbox"/>
Support early intervention activities		<input type="checkbox"/>
Deliver effective, value for money services to our citizens		X
Summary of issues (including benefits to citizens/service users):		
The report invites the Area Committee to formally appoint Community Representatives from the Dales, Mapperley & St Ann's Wards onto the Area 6 Committee, as required by the Terms of References for the Role of Area Committee Community Representatives. Local organisations are invited annually to nominate a representative to the Area Committee. The role of the community representative and the procedure for accepting nominations is outlined in Appendix 1.		
Recommendation(s):		
1	That the Area Committee formally appoints Area Committee Community Representatives from the Dales, Mapperley & St Ann's Wards as highlighted in Appendix 2, to the Area Committee for the municipal year 2016/2017.	

1. REASONS FOR RECOMMENDATIONS

- The Council's constitution requires Area Committees to formally confirm Community Representatives at the start of the municipal year and encourage citizens living in the ward to become involved in democratic decision making process alongside Councillors.

2. BACKGROUND (INCLUDING OUTCOMES OF CONSULTATION)

- Each year the Area Committee invites nominations from relevant groups and organisations and appoints representatives from the wards. Nominations are attracted from groups that are active in the area, but there is also the need to ensure that the Committee reflects the views of all sectors of its community.
- The role of the Community Representatives on an Area Committee has been designed to bring citizens living in the area in question into the democratic decision making process alongside Councillors.
- The revised Terms of Reference for the Role of Area Committee Community Representatives include guidance on the selection and the role of the Community Representative and is designed to help achieve reflective representation of the ward.
- The Council's constitution requires Area Committees to confirm community representatives at the start of each municipal year, normally a meeting in May and the Neighbourhood Development Officers have been liaising with local community groups in advance of this meeting.
- Nomination forms were sent out along with the Terms and References for the Role of Area Committee Representative to groups and organisations on the basis that it provides a geographical representation of the ward.
- Completed nomination forms and expression of interest for Community Representatives onto the Area 6 Committee for the municipal year 2016/17 were received from groups and community organisations and these are listed in Appendix 2.

3. OTHER OPTIONS CONSIDERED IN MAKING RECOMMENDATIONS

- None

4. FINANCIAL IMPLICATIONS (INCLUDING VALUE FOR MONEY/VAT)

- That the Area Committee set aside a small budget for the payment of travel and care costs for Community Representatives

5. RISK MANAGEMENT ISSUES (INCLUDING LEGAL IMPLICATIONS AND CRIME AND DISORDER ACT IMPLICATIONS)

- None

6. EQUALITY IMPACT ASSESSMENT

Has the equality impact been assessed?

Not needed (report does not contain proposals or financial decisions) **X**

No **X**

Yes – Equality Impact Assessment attached

Due regard should be given to the equality implications identified in the EIA.

7. LIST OF BACKGROUND PAPERS OTHER THAN PUBLISHED WORKS OR THOSE DISCLOSING CONFIDENTIAL OR EXEMPT INFORMATION

- None

8. PUBLISHED DOCUMENTS REFERRED TO IN COMPILING THIS REPORT

- None

Appendix 1

The Role of Community Representatives

- You will be encouraged to act as an ambassador for the Area Committee to help to raise the profile of the work done by the Area Committee.
- You should attend all Area Committee meetings, events, training etc wherever possible.
- If you cannot attend the meetings try to find someone who will cover for you.
- You should represent the views of residents and of your group or community who live and work in the area.
- All business representatives should have business premises within the area.
- You will be encouraged and entitled to speak on all items discussed at Area Committee meetings.
- Events and training will be held for you to give you the confidence and knowledge to be actively involved within the Area Committee. We will ask you what training and events you would like.
- You will be invited to put forward items for discussion at the Area Committee meetings. You will need to do this at least 3 weeks before the date of the meeting.
- You will be encouraged to tell us when things are not running well.
- You will find it much easier to fulfill your role if you have read the reports before the meeting and, if possible, had a chance to discuss the report with your community group. Everyone will benefit from this as it allows the community representatives to play a much more active role and makes for a more effective and informed contribution to discussions and debate.
- Most importantly, any relevant information should be passed back to your community group to any local friends, neighbours or colleagues. None of the information made available during the meetings are secret or confidential.
- One of the biggest challenges for the Area Committee is to keep people informed. Your agreement to pass on information, display and distribute any publicity material in community venues and promote involvement in the work of the Area Committee and to take an active role in local community consultations is appreciated.

SOUTH LOCALITY - COMMUNITY INVOLVEMENT IN AREA COMMITTEES: THE CRITERIA AND PROCESS FOR SELECTION

INTRODUCTION

- Encouraging greater participation in service delivery and decision making was one of the main reasons for establishing Area Committees in 1995.
- The new terms of reference give Area Committees more responsibilities which in turn will have an impact on the involvement of local representatives.

THE CRITERIA FOR SELECTION

- Community or Voluntary organisations that wish to be represented on Area Committees will be properly constituted (i.e. have a constitution/terms of reference, have regular meetings, and operate an Equal Opportunities Policy)
- All community group representatives (except those representing citywide organisations), should live in the area and seek to represent the views of their group(s) or community organisation and not individual viewpoints.
- Community Group representatives will have established networks/systems for passing information to the Area Committee from groups that they represent, citizens that they aim to serve within their area and likewise feedback information from the Area Committee.
- Representatives will be selected each civic year (normally in May), Only one nomination per group will be accepted by the Area Committee at any given time. Any person from the group can attend Area Committee meetings although only the nominated community representative will be allowed to speak. If the community representative is unable to attend a meeting, the group can nominate an individual to speak on behalf of the community representative for the group.
- Any member of the public may have the right to attend Area Committee meetings as an observer.

POWERS OF COMMUNITY GROUP REPRESENTATIVES

- Community Group Representatives are entitled to speak on all items discussed at Area Committee meetings and can 'influence' the decisions (but cannot vote on any matter) being made by the area committee.
- Community Group representatives will be entitled to claim expenses for travelling and care costs related to attending Area Committee meetings.
- Community Group representatives will be able to submit items for inclusion on the Area Committee agenda at least three weeks before the meeting or in advance of the meeting with the agreement of the Chair.
- Community Group representatives will be entitled to attend specific events and training across the city in order to carry out their role and responsibilities in relation to Area Committee/Working.
- Community Group Representatives can make formal presentations at Area Committee meetings on community projects/initiatives with the prior agreement of the Chair.

POWERS OF COUNCILLORS IN RELATION TO COMMUNITY INVOLVEMENT IN AREA COMMITTEES

- Only Councillors can vote on all matters in respect of the Area Committee
- If a representative fails to attend committee meetings consistently without good reason, the Area Committee may approach their organisation for a replacement.
- If a representative is deemed to persistently not abide by the corporate policies of Nottingham City Council, (e.g. Health & Safety, Equality and Diversity), he/she will

be required to resign their position as local community group representative on the Area Committee

- Councillors may choose to invite representatives from other organisations outside their geographical area in order to widen participation from under-represented groups.
- Councillors will allocate a small 'rolling budget' for reimbursement of Community Group Representative's expenses.
- If Community Representatives find it beneficial and have made a request, Councillors will provide community group representatives with an opportunity to meet together with the Locality Team prior to each Area Committee meeting, to discuss the agenda or other items of concern.

THE PROCESS

- Each year Councillors must determine the number of Community Representatives that they wish to represent the community. This may be based on a set number of places per ward or according to specific interests and issues in the area. Representation should take account of the population make up of the area. Where under-representation exists, city wide groups may be approached for representation.
- Once per year (normally in March) the Locality Team will send out nomination forms by post, (together with an Area Committee information pack), to all community organisations in the area, inviting them to nominate a representative from their organisation to be involved in Area Committee meetings
- Locality Managers will assess completed nomination forms to ensure that the selection criteria are met and will produce a report for Area Committee detailing nominations received.
- Councillors will decide which of the nominations should be selected for community group representation at Area Committee meetings, taking into account the population make up of the area or specific issues/interests in the area.
- Those community group organisations selected will be notified in writing of the offer by the Locality team. Details of future dates of committee meetings will be sent out at the same time.
- A review will take place each civic year (by Councillors – advised by officers) to determine what groups are the most appropriate to be represented on the area committee
- Where nominations are not accepted, a letter explaining why will be signed by the Chair and sent to the organisation, together with details of other options for involvement in area working.
- Where groups are dissatisfied with the decision, they have the right to appeal to the Area Committee within four months.
- Councillors will then enlist the assistance of other Councillors of the city (Area Chairs Panel), to review the decision and any decision made thereafter, will be final.

Appendix 2

Dales Community reps 2016/2017

Organisation	Name
Sneinton Tenants and Residents Association	Greg Feltham
Friends of Colwick Woods	Jonathan Kavanagh
Muslim Community Organisation Nottingham	Yasser Farook
Prettier Whittier	Noel Martin

Mapperley Community reps 2016/2017

Organisation	Name
Friends of Coppice Park	Caroline Pickering-Smith
STANNRA	Debs Main
St Ann's Allotments	Cathy Symes

St Ann's Community reps 2016/2017

Organisation	Name
Sneinton Tenants & Residents Outreach Programme	Pete Wright
ACNA	Brian Blackburn
St Ann's Debt Advice	Debbie Webster
The Chase Lunch Club	Ethel Anderson
ACFF	Andrew Campbell

This page is intentionally left blank

EAST AREA COMMITTEE – 13th September 2016

Title of paper:	Area 6 Ward Performance Report (Q2)	
Director(s)/ Corporate Director(s):	Dave Halstead Director of Neighbourhood Services	Wards affected: Dales, Mapperley and St Anns.
Report author(s) and contact details:	<p>Greg Foister Neighbourhood Development Officer – Dales Ward 0115 8839807 greg.foister@nottinghamcity.gov.uk</p> <p>Fi Cusick Neighbourhood Development Officer – Mapperley Ward 0115 8839728 fi.cusick@nottinghamcity.gov.uk</p> <p>Michelle Graley Neighbourhood Development Officer – St Ann’s Ward 0115 8839808 michelle.graley@nottinghamcity.gov.uk</p>	
Other colleagues who have provided input:	Heidi May, Senior Service Manager (Neighbourhood Management) 07983718859 Heidi.may@nottinghamcity.gov.uk	
Date of consultation with Portfolio Holder(s) (if relevant)	Councillor Graham Chapman 12 th November 2015	
Relevant Council Plan Key Theme:		
Strategic Regeneration and Development		<input type="checkbox"/>
Schools		<input type="checkbox"/>
Planning and Housing		<input type="checkbox"/>
Community Services		<input type="checkbox"/>
Energy, Sustainability and Customer		<input type="checkbox"/>
Jobs, Growth and Transport		<input checked="" type="checkbox"/>
Adults, Health and Community Sector		<input checked="" type="checkbox"/>
Children, Early Intervention and Early Years		<input type="checkbox"/>
Leisure and Culture		<input type="checkbox"/>
Resources and Neighbourhood Regeneration		<input type="checkbox"/>
Summary of issues (including benefits to citizens/service users): This report focusses on current priorities and issues facing this ward and provides details of forthcoming events and activities. The report replaces the previous Performance report which used operational data supplied by the Crime and Drugs Partnership.		
Recommendation(s):		
1	That the priorities, current issues and supporting information for the Dales, Mapperley and St Ann’s Wards are noted and comments welcomed.	

1 REASONS FOR RECOMMENDATIONS

- 1.1 Each Ward manages a set of priorities and key issues through regular meetings of its Neighbourhood Action Team (NAT). These meetings are led by Neighbourhood Development Officers (NDOs) and supported by core partners including Nottingham City Homes (NCH), Neighbourhood Policing, Community Protection, Children and Early Help, City Services / Waste Management; Fire and Rescue Services and Health.
- 1.2 Ward Councillors are also invited to participate in these meetings.
- 1.3 Ward priorities are identified and informed from a range of sources including Citizens, Councillors, Partners and Officers and current issues will be updated for each area committee.
- 1.4 The list of events and activities will take account of the work which all NDOs undertake with partner organisations within their Ward and shows the depth of activity in place working alongside neighbourhood management to improve social cohesion and tackle priorities at a ward and area level.

2 BACKGROUND (INCLUDING OUTCOMES OF CONSULTATION)

- 2.1 The Dales, Mapperley and St Ann's Wards sits within Area 6 Committee which adopted four area based priorities at its first Area Cluster meeting – jobs and training, Health, Domestic Violence and Financial Resilience.
- 2.2 These priorities demonstrate a link to the City Council's current ambitions contained in the latest City Council Plan 2015 - 19. Actions for each priority will be developed and led by appropriate service teams and partnerships. The Area priorities were reported to the last Area 6 Committee on 9th February 2016 and will be updated at each Area Committee.
- 2.3 The area priorities listed in 2.1 sit within wider pieces of work and broader agendas which are being addressed by multi agency approaches across the City. At a Ward level it is important to identify how some of these more complex priorities can be worked on at local levels – either ward or area by introducing local solutions. This could, for example, include more targeted use of funding such as Ward Councillor budgets to support healthy eating initiatives or the use of Area Capital to develop an outdoor gym facility.
- 2.4 The current Ward priorities, the current key issues and the forthcoming opportunities for citizens to engage in events and activities in their neighbourhoods are set out in Appendix 1-3 for each Ward. These have been reported previously through the area committee performance reports. These priorities will be updated for each area committee, taking into account discussions at NAT meetings and various groups and activities involving local residents.

3 OTHER OPTIONS CONSIDERED IN MAKING RECOMMENDATIONS

- 3.1 None

4 FINANCE COMMENTS (INCLUDING IMPLICATIONS AND VALUE FOR MONEY/VAT)

- 4.1 None

5 LEGAL AND PROCUREMENT COMMENTS (INCLUDING RISK MANAGEMENT ISSUES, AND LEGAL, CRIME AND DISORDER ACT AND PROCUREMENT IMPLICATIONS)

5.1 None

6 STRATEGIC ASSETS & PROPERTY COMMENTS (FOR DECISION RELATING TO ALL PROPERTY ASSETS AND ASSOCIATED INFRASTRUCTURE) (AREA COMMITTEE REPORTS ONLY)

6.1 None

7 EQUALITY IMPACT ASSESSMENT

7.1 An EIA is not required as this is not a new or changing policy, service or function. Appendix 3 highlights the forthcoming opportunities for citizens to engage in events and activities in their neighbourhoods

8 LIST OF BACKGROUND PAPERS OTHER THAN PUBLISHED WORKS OR THOSE DISCLOSING CONFIDENTIAL OR EXEMPT INFORMATION

8.1 None

9 PUBLISHED DOCUMENTS REFERRED TO IN COMPILING THIS REPORT

9.1 None

Appendix 1

Dales Ward Priorities Appendix – 1

Safer Nottingham

Priority (NAT, Cllrs)	Lead
Tackle drug taking and dealing particularly in parks and open spaces	Police Beat Team and NAT
Reduce crime and Anti-social behaviour focusing on damage, violence and burglary	Police Beat Team
Reduce repeat reporting of domestic violence	Police Beat Team and NDO
Assist with the integration of emerging communities	NAT
Seek to protect vulnerable people in the Dales Ward	Police Beat Team
Raise the profile of the Beat Team and engage local residents in priority setting	Police Beat Team
*Tackle the issue of speeding in Bakersfield and parking across the Ward	Parking Enforcement/ Cllrs/ NDO

Neighbourhood Nottingham

Priority (NAT, Cllrs)	Lead
Tackle levels of fly tip, bins on street, dog fouling and dogs off the lead	NDO, SCPO, NOM and NAT
Improve local parks (Greenway Park)	NDO, Cllrs and NAT
Ensure the views of local residents assist in priority setting	NDO, Cllrs and NAT
Support the work of the Community Associations and local resident groups	NDO, HPM
Promote and support the development of the new 'joint service centre'	NDO, Cllrs

Families Nottingham

Priority (NAT)	Lead
Meaningfully engage young people, children and families into community and supported services	Children and Families Team
Further priorities for 2016/17 – to be reviewed	CFT

Health Nottingham

Priority (Area Committee Priority and Area Cluster)	Lead
To review local health issues and needs via the cluster meetings and report to Area Committee.	NDO/Cllrs/Health
Reduce Cardio-Vascular Disease, diabetes and obesity and raise awareness of lifestyle risk factors	Health
increase physical activity including cycling and walking projects	Health
Signpost to free health activities e.g. slimming world and 'Go for it'	Health

Working Nottingham

Priority (Area Committee Priority and Area Cluster)	Lead
To review local employment and skills issues and needs via the cluster meetings and report to Area Committee.	NDO/Cllrs/Emp and Skills
To work with Employment and Skills and the Lead body to establish an employment and skills partnership focused on	Emp and Skills and Lead Body. Chaired by Area

current and future delivery in the Ward inc the writing of a employment and skills plan.	Committee Chair
--	-----------------

Additional Area Committee Priorities

Priority (Area Committee Priority)	Lead
Financial Resilience/Inclusion action to be agreed	TBC
Domestic Violence actions to be agreed	TBC

Mapperley Appendix 1

Safer Nottingham

Priority (NAT, Cllrs)	Lead
Theft related crimes in Mapperley Park/Woodborough Road area – Operation Island	Police Beat Team
Drug dealing/ASB - Wells Road/Brewsters Road area – Operation Jongleur	Police Beat Team
Reduction in crime – reassurance to residents	Cllrs/NDO/NAT
CCTV cameras – to provide more 3G cameras in the area	Cllrs/NDO/Woodlands

Neighbourhood Nottingham

Priority (NAT, Cllrs)	Lead
Tackle levels of fly-tipping, dog fouling and bins on streets	NDO/NOM/Cllrs/Woodlands/NAT
Address residential parking issues	Cllrs/NDO/Traffic Management
Open land sites for remodelling	Cllrs/NCH/NDO
Improve Astley Park and City Heights Park	Cllrs/NDO/City Services/Residents
Ensure the views of local residents assist in priority setting	NDO, Cllrs and NAT
Support the work of the Community Associations and local resident groups	NDO, HPM

Families Nottingham

Priority (NAT, Cllrs)	Lead
Increase the number of family homes	Cllrs/NDO/Planning
Promote a variety of family, youth and play activities	Early Help/NAT/Cllrs/NDO
Children and family engagement into community/supported services	Early Help
Increase the number of community cohesion events in the Ward	Cllrs/NDO

Health Nottingham

Priority (NAT, Cllrs)	Lead
To review local health issues and needs via the cluster meetings and report to Area Committee.	NDO/Cllrs/Health
Reduce levels of childhood obesity	Cllrs/Public Health
Promote vulnerable tenant project	NCH
Survey residents regarding their health status (ongoing)	Cllrs/NDO

Working Nottingham

Priority (NAT, Cllrs)	Lead
To review local employment and skills issues and needs via the cluster meetings and report to Area Committee.	NDO/Cllrs/Emp and Skills
To work with Employment and Skills and the Lead body to establish an employment and skills partnership focused on current and future delivery in the Ward inc the writing of a employment and skills plan.	Emp and Skills and Lead Body. Chaired by Area Committee Chair

Additional Area Committee Priorities

Priority (Area Committee Priority)	Lead
Financial Resilience/Inclusion action to be agreed	TBC
Domestic Violence actions to be agreed	TBC

St Anns Ward Priorities Appendix – 1

Safer Nottingham

Priority (NAT,Cllrs)	Lead
Tackle drug taking and dealing particularly in parks and open spaces	Police Beat Team and NAT
Reduce crime and Anti-social behaviour focusing on domestic noise pollution and violence	Police Beat Team
Encourage first time reports of Domestic Violence and reduce repeat reporting of domestic violence	Police Beat Team and NAT
Raise the profile of the Beat Team and engage local residents in priority setting	Police Beat Team
Tackle the issue of street drinking in particular during the night time economy	CP/ Police / Cllrs/ NDO

Neighbourhood Nottingham

Priority (NAT, Cllrs)	Lead
Tackle levels of fly tip, bins on street, dog fouling	NDO, SCPO, NOM and NAT
Improve local parks (King Edwards)	NDO, Cllrs and NAT
Ensure the views of local residents assist in priority setting	NDO, Cllrs and NAT
Continue with the St Anns Offending Tree Improvement Plan and replant	NDO, HPM, Tree Services
Weed Banks and NCH are also delivering a transformation of Truman Close by re landscaping the bank in front of these properties, to create a better outlook for residents. This is a pilot that will be phased across St Anns in the future	NCH, NDO, Cllrs
Continue with the multi agency approach to 'Street A Week' Plan to tackle Fly tips and other ASB in hotspot areas across St Anns	

Families Nottingham

Priority (NAT)	Lead
Meaningful engagement of young people, children and families into community and supported services The children and Young Peoples partnership working have developed a core offer in terms of Holiday provision.	Early Help, Cllrs & Other Voluntary & Community Groups

Health Nottingham

Priority (Area Committee Priority and Area Cluster)	Lead
To review local health issues and needs via the cluster meetings and report to Area Committee.	NDO/Cllrs/Health

Reduce Cardio-Vascular Disease, diabetes and obesity and raise awareness of lifestyle risk factors	Health
increase physical activity including cycling and walking projects	Health
Signpost to free health activities e.g. slimming world and 'Go for it'	Health

Working Nottingham

Priority (Area Committee Priority and Area Cluster)	Lead
To review local employment and skills issues and needs via the cluster meetings and report to Area Committee.	NDO/Cllrs/Emp and Skills
To work with Employment and Skills and the Lead body to establish an employment and skills partnership focused on current and future delivery in the Ward inc the writing of a employment and skills plan.	Emp and Skills and Lead Body. Chaired by Area Committee Chair

Additional Area Committee Priorities

Priority (Area Committee Priority)	Lead
Financial Resilience/Inclusion action to be agreed	TBC
Domestic Violence actions to be agreed	TBC

Appendix 2

Dales List of key current issues (taken from latest NAT Review)

Parking and Traffic Management inc: Academy Parking and enforcement, Edale Road, Lord Street and Robert Street, Tesco's,

Parks inc: Windmill Park, Greenway Park, Small Park at the end of Meadow Lane and foot ball pitch on Candle Meadow.

Environmental Issues inc; The Banks, Fly tipping, Dog Fouling, private ally ways, Bins on street, graffiti and drug hotspots. Organise and Promote two weeks of action for Dales Ward.

Other issues inc: Engaging the emerging communities, General community Engagement via local issues meetings, ward walks and events.

Mapperley List of key current issues (taken from latest NAT Review)

Querneby Road area; parking, speeding, road safety, traffic flow

Policing priority: robbery

Fowler Street and Agnes Villas fly-tipping hotspots

Deployment of 3G CCTV camera

Mapperley Road area parking scheme phase3: displacement parking – to be considered

Woodlane Gardens feral cat issue

Secure funding to rebuild Wells Community Centre

St Ann's List of key current issues (taken from latest NAT Review)

St Ann's Phase 1 of the St Ann's Traffic Audit is now in place (SPALDING ROAD AND WINDMILL LANE AREAS). Phase 2 of the St Ann's Traffic Audit is in the process of being consulted with St Ann's Councillors. The Football Pitch at King Edwards Park is now installed. The Joint St Ann's Environmental Improvement Plan is in its second year and making some real progress across St Ann's.

Phase 2 – Tree Removal and Replanting will commence this Autumn.

Environmental Issues Inc.; Fly tipping, Dog Fouling, and Drug hotspots.

St Ann's Week of Action date is set for week commencing 24th October – The theme will be Mental Health & Wellbeing, however we will be carryout environmental clean ups and continue this year with planting spring bulbs in the Gateways to St Ann's.

Dates are set for Tea & Cake (Public Informal meetings). Dates are set for 6 months worth of Ward Walks.

Appendix 3

Dales - Opportunities for citizens to engage - forthcoming dates of events and activities

Dales Week of Action w/c 14th November 2016.

Local Issues Meetings: 6th September BANCA, 13th October Greenway,

Christmas Lights: 8th December.

Ward Walks: 4th May, 8th June, 6th July, 7th September.

Mapperley - Opportunities for citizens to engage - forthcoming dates of events and activities

- 10th October - Cllr Ward Walk – Woodlane Gardens/lower Pearmain Estate – 12 noon onwards
 - 10th October – Cllr Tea & Cake – Wells Community Centre, The Wells Road – 3.30pm onwards
 - 10th October – STANNRA meeting – Wells Community Centre, The Wells Road – 6.30pm
 - 17th October - Cllr Ward Walk – Emneth Close/upper Pearmain Estate – 12 noon onwards
 - 25th October – Cllr Community Meeting – St Andrew’s Church – 7.00pm
 - 4th November – Coppice Park Firework Display – timings tbc
 - 14th November - STANNRA meeting – Wells Community Centre, The Wells Road – 6.30pm
 - 12th December – STANNRA meeting – Wells Community Centre, The Wells Road – 6.30pm
- Good Neighbour/Free 4 All session – term-time Monday morning @ Gedney Avenue Resource Centre
Wednesday morning @ Wells Community Centre
 - Job Clubs – Walter Halls Children’s Centre, Mondays 9.30-12 and Fridays 1-3
 - Super Kitchen – 3-course meal for £3.50 – every Monday 5-7pm @ Hill View Community Centre, Ransom Road

St Ann’s - Opportunities for citizens to engage - forthcoming dates of events and activities

St Ann’s Week of Action w/c 24th October 2016 – detail to be agreed.

St Ann’s Christmas Lights Switch One: 5th December 2016.- 4pm till 7.00pm

Sneinton Market Christmas Light Switch on – 23rd November 2016 – 5.30pm till 7.30pm

Public Meetings:

Event	Lead Partner	Date/Time	Venue
Stonebridge(Keepmoat Development	St Ann’s Councillors	Wed 13 th July 2016 – 7.00pm till 8.30pm	Bluebell Hill CC
Albany House Independent Living Centre	St Ann’s Councillors	24 th August 2016 – 2.00pm till 3.30pm	Albany House

St Ann's Joint Service Centre (Library)	St Ann's Councillors	Wed 7 th September 2016 - 2.00pm till 3.30pm	St Ann's Joint Service Centre (Library- TBC)
Curzon Court Independent Living Centre	St Anns Councillors	Wed 28 th September 2016 - 2.00pm till 3.30pm	Curzon Court Independent Living Centre
Victoria Centre Flats Resource Centre	St Anns Councillors	5 th October 2016 – 2.00pm till 3.30pm	Victoria Centre Flats – Resource Room
Ogdon Court Independent Living Centre	St Anns Councillors	23 rd Nov 2016- 2.00pm till 3.30pm	Ogdon Court Independent Living Centre
Bullace Independent Living Centre	St Anns Councillors	21 st December 2016- 2.00pm till 3.30pm	Bullace Independent Living Centre
Bellview Independent Living Centre	St Anns Councillors	18 th Jan 2017 2.00pm till 3.30pm	Bellview Independent Living Centre
Dane Court Independent Living Centre	St Anns Councillors	1 st Feb 2017 2.00pm till 3.30pm	Dane Court Independent Living Centre
Sneinton Elements – Pavilion King Edwards Park (TBC)	St Anns Councillors	29 th March 2017 2.00pm till 3.30pm	Pavilion King Edwards Park

Ward Walks:

St Anns Councillor Ward Walk – 2016/17		
Hesky Close, Welbeck Close/Walk, Bangor Walk and surrounding areas	Tuesday 27 th September 2016 – 11.30am till 1.00pm	Meet at 11.30am on Heskey Park
Robin Hood Chase, Tulip Close, Aster Road	Tuesday 24 th October 2016 – 11.30am till 1.00pm	Meet at 11.30am on The Chase Square
Serlby Rise, Kelham Green and surrounding areas	Tuesday 15 th November 2016 – 11.30 till 1.00pm	Meet at 11.30am on the corner of Serlby Rise and Gordon Road
Abbotsford Drive, Shelton street, Palmerston and surrounding area	Tuesday 31 st January 2016 – 11.30am till 1.00pm	Meet at 11.30am on the corner of Abbotsford Drive and Shelton Street
St Bartholomew's Road, Blue Bell Hill Road, Dowson St, Hudson St, Sketchley St and Ridgeway St	Tuesday 28 th February 2016 – 11.30am till 1.00pm	Meet at 11.30am on the corner of St Ann's Well Road and St Bartholomew's Road
Furze Gardens, Westville Gardens, Ellis Court, St Cecilia	Tuesday 28 th March 2016 – 11.30am till 1.00pm	Meet at 11.30am at Furze Gardens Independent Living

Gardens and Festus Close		Centre
--------------------------	--	--------

This page is intentionally left blank

AREA COMMITTEE EAST (ACE) (Dales, Mapperley, St Ann's) – 13th September 2016

Title of paper:		AREA CAPITAL FUND - 2016/17 Programme	
Director(s)/ Corporate Director(s):		Andy Vaughan Corporate Director of Commercial and Operations	Wards affected: Dales, Mapperley & St Ann's
Contact Officer(s) and contact details:		Greg Foister Neighbourhood Development Officer – Dales Ward 0115 8839807 greg.foister@nottinghamcity.gov.uk Fi Cusick Neighbourhood Development Officer – Mapperley Ward 0115 8839728 fi.cusick@nottinghamcity.gov.uk Michelle Graley Neighbourhood Development Officer – St Ann's Ward 0115 8839808 michelle.graley@nottinghamcity.gov.uk	
Other officers who have provided input:		Nancy Hudson, Projects Officer, Highway Services Tel: 0115 8765633 Nancy.hudson@nottinghamcity.gov.uk	
Relevant Council Plan Strategic Priority:			
Cutting unemployment by a quarter			<input type="checkbox"/>
Cut crime and anti-social behaviour			<input type="checkbox"/>
Ensure more school leavers get a job, training or further education than any other City			<input type="checkbox"/>
Your neighbourhood as clean as the City Centre			<input type="checkbox"/>
Help keep your energy bills down			<input type="checkbox"/>
Good access to local transport			<input type="checkbox"/>
Nottingham has a good mix of housing			<input type="checkbox"/>
Nottingham is a good place to do business, invest and create jobs			<input type="checkbox"/>
Nottingham offers a wide range of leisure activities, parks and sporting events			<input type="checkbox"/>
Support early intervention activities			<input type="checkbox"/>
Deliver effective, value for money services to our citizens			<input type="checkbox"/>
Summary of issues (including benefits to customers/service users):			
This report provides Councillors with :- <ul style="list-style-type: none"> • Latest spend proposals under the Area Capital Fund including highways and footways 			
Recommendation(s):			
1	a) Note the monies available to Dales, Mapperley and St Ann's Wards for 2016/2017 as outlined in Appendix 1.		

2 REASONS FOR RECOMMENDATIONS

The Nottingham LTP strategy 2011-2026 maintains a commitment to deliver local transport improvements across Nottingham's Neighbourhoods and prioritises small scale transport improvements of importance to local communities.

- 2.1 As part of the budget process Nottingham City Council approved in March **2015** an LTP capital allocation of **£1.25** million citywide between **2015-2016**.

3 BACKGROUND (INCLUDING OUTCOMES OF CONSULTATION)

- 3.1 The Area Capital Programme was established to improve the environment of the neighbourhoods and to create a sense of place for residents in order to improve the quality of life of local people. Since it was established in 2006 to meet the then corporate priority of "Transforming Neighbourhoods" the Area Capital Fund has included a total programme expenditure portfolio of £40 million. The improvements that have been carried out to date using this programme have included footpath, fences, visual enhancements to public realm, refurbishment of parks and improvements to public buildings.
- 3.2 Resources are allocated from the Nottingham City Council general fund, the Local Transport Plan (LTP) and from the Housing revenue Account. To achieve a joint approach to environmental improvements in neighbourhoods, a greater degree of flexibility has been established to prioritise and deliver improvements so that there is a synergy in local solutions for local issues across neighbourhoods.
- 3.3 The programme of works is a rolling programme. There have been instances where schemes are started, with strong community involvement and interest, only to be altered at a later stage due to changing circumstances such as economic conditions and changes in land values.
- 3.4 The Area Committee, particularly community representatives, are invited to comment specifically on those schemes identified in the proposals column and also to consider whether certain schemes can be linked to other programmes of work in order to generate best value and create a greater impact on the local area.

4 OTHER OPTIONS CONSIDERED IN MAKING RECOMMENDATIONS

- 4.1 None

5 FINANCIAL IMPLICATIONS (INCLUDING VALUE FOR MONEY/VAT)

- 5.1 Bringing together the various strands which form part of the Area Capital Programme enables the City Council to respond efficiently in delivering on public realm improvements as identified by local people.

6 RISK MANAGEMENT ISSUES (INCLUDING LEGAL IMPLICATIONS AND CRIME AND DISORDER ACT IMPLICATIONS)

- 6.1 A risk register has been produced which is regularly monitored.

7 EQUALITY IMPACT ASSESSMENT

Has the equality impact been assessed?

Not needed (report does not contain proposals or financial decisions)

No

Yes – Equality Impact Assessment attached

Due regard should be given to the equality implications identified in the EIA

8 LIST OF BACKGROUND PAPERS OTHER THAN PUBLISHED WORKS OR THOSE DISCLOSING CONFIDENTIAL OR EXEMPT INFORMATION

8.1 Highways Framework Agreement.

9 PUBLISHED DOCUMENTS REFERRED TO IN COMPILING THIS REPORT

9.1 Executive board report 24 February 2015, as part of item 15, Medium Term Financial Plan 2015/16-2017/18, under Annex 3, Capital Programme.

Appendix 1

Dales Area Capital 2016 - 2017 Programme

Dales LTP schemes

Location	Type	Councillor Prioritised / Area Committee Approved	Estimate	Estimated start date	Completed	Details
Sneinton Hermitage	footpath	Prioritised 31 August 2016	£15,713			Excavate footpath and replace kerbs with a lower face to allow drainage cross fall - lead service: Highway Maintenance
Greenwood Academy	road safety	Prioritised 3 August 2016	£2,200			Further contribution to previously agreed scheme – lead service: Traffic & Safety
Dales Ward bins	litter bins	Prioritised 3 August 2016	£5,500			Installation of eleven litter bins at identified sites in the Dales Ward - lead service: Streetscene

Total LTP schemes*

£23,413

Dales Public Realm schemes

Location	Type	Councillor Prioritised / Area Committee Approved	Estimate	Estimated start date	Completed	Details
North Sneinton Dale	area improvement	Prioritised 3 August 2016	£5,000			Additional contribution to area improvement in North Sneinton Dale area - lead service: Neighbourhood Management
Windmill Allotment Area	area improvement	Approved May 2016	£4,000			Security measures in the Windmill Allotment area to reduce ASB and enhance the area - lead service: Parks and Open Spaces
Greenwood Academy	road safety	Approved May 2016	£10,000			Undertake works to include bollards, guard rail and kerbing in vicinity of Greenwood Academy – lead service: Traffic & Safety
Candle Meadow	area improvement	Approved May 2016	£1,800			Remove buildout to improve access to garages – lead service: Traffic & Safety

Total Public Realm schemes**

£20,800

Dales Withdrawn schemes

Location	Type	Reason	Amount	Details
<i>No decommitments to date</i>				

Total Decommitted***

£0

2016 - 2017 LTP allocation

£67,100

LTP carried forward from 2015 - 2016

£4,559

2016 - 2017 Public Realm allocation

£40,300

Public Realm carried forward from 2015 - 2016

£355

Total Available 2016 - 2017 ACF	£112,314
*Less LTP schemes	- £23,413
**Less Public Realm schemes	- £20,800
***Decommitted funds	+ £0
Remaining available balance	£68,101
LTP element remaining	£48,246
Public Realm element remaining	£19,855

Mapperley Area Capital 2016 - 2017 Programme

Mapperley LTP schemes

Location	Type	Councillor Prioritised / Area Committee Approved	Estimate	Estimated start date	Completed	Details
Mapperley Ward	footpaths	Prioritised 13 July 2016	£40,264			Contribution to large scale footpath patching works on Richmond Drive, Old Hall Drive and Zulla Road (LTP contribution) - lead service: Highway Maintenance
Cambria Mews/ Goldswong Terrace	TRO	Approved May 2016	£7,250			TRO for junction protection to both Cambria Mews and Goldswong Terrace - lead service: Traffic & Safety
Mapperley Road Phase 2	parking	Approved May 2016	£10,000			Provision of scheme to alleviate parking issues in the Mapperley Road area - lead service: Traffic & Safety
Ransom Road area	road safety	Approved May 2016	£1,375			20mph roundels and repeater signs at identified locations on Ransom Road, The Wells Road and Mapperley Road - lead service: Traffic & Safety

Total LTP schemes* £58,889

Mapperley Public Realm schemes

Location	Type	Councillor Prioritised / Area Committee Approved	Estimate	Estimated start date	Completed	Details
Mapperley Ward	footpaths	Prioritised 13 July 2016	£1,736			Contribution to large scale footpath patching works on Richmond Drive, Old Hall Drive and Zulla Road (PR contribution) - lead service: Highway Maintenance

Total Public Realm schemes** £1,736

Mapperley Withdrawn schemes

Location	Type	Reason	Amount	Details
Previously decommitted schemes			£19,200	

Total Decommitted*** £19,200

2016 - 2017 LTP allocation £58,500

LTP carried forward from 2015 - 2016 £389

2016 - 2017 Public Realm allocation	£35,100
Public Realm carried forward from 2015 - 2016	£12,336
Total Available 2016 - 2017 ACF	£106,325
*Less LTP schemes	- £58,889
**Less Public Realm schemes	- £1,736
***Decommitted funds	+ £19,200
Remaining available balance	£64,900
LTP element remaining	£0
Public Realm element remaining	£64,900

St Anns Area Capital 2016 - 2017 Programme

St Anns LTP schemes

Location	Type	Councillor Prioritised / Area Committee Approved	Estimate	Estimated start date	Completed	Details
Dakeyne Street	footpath	Approved May 2016	£50,000			Resurfacing of footpaths on Dakeyne Street - lead service: Highway Maintenance
St Anns Phase 2 (Stonebridge Area cluster)	parking	Approved May 2016	£37,000			Measures to address parking issues in the Stonebridge area including TRO, lining, signage and other measures - lead service: Traffic & Safety

Total LTP schemes* £87,000

St Anns Public Realm schemes

Location	Type	Councillor Prioritised / Area Committee Approved	Estimate	Estimated start date	Completed	Details
King Edwards Park	park improvements	Prioritised 3 August 2016	£20,000			Further contribution to previously approved scheme - lead service: Parks & Open Spaces
Massey Gardens	area improvement	Approved May 2016	£25,593			Contribution to NCH area improvement scheme on Massey Gardens - lead service: NCH

Total Public Realm schemes** £45,593

St Anns Withdrawn Schemes

Location	Type	Reason	Amount	Details
<i>No decommitments to date</i>				

Total Decommitted*** £0

2016 - 2017 LTP allocation	£93,200
LTP carried forward from 2015 - 2016	£58,395
2016 - 2017 Public Realm allocation	£55,900
Public Realm carried forward from 2015 - 2016	£32,182
Total Available 2016 - 2017 ACF	£239,677
*Less LTP schemes	- £87,000
**Less Public Realm schemes	- £45,593
***Decommitted funds	+ £0
Remaining available balance	£107,084
LTP element remaining	£64,595
Public Realm element remaining	£42,489

This page is intentionally left blank

AREA COMMITTEE EAST – 13th September 2016

Title of paper:	Delegated Authority Projects	
Director(s)/ Corporate Director(s):	Andy Vaughan Corporate Director Commercial and Operations	Wards affected: Dales, Mapperley and St Ann's
Report author(s) and contact details:	Fi Cusick, Neighbourhood Development Officer (Mapperley) 0115 8839806 fi.cusick@nottinghamcity.gov.uk	
Other colleagues who have provided input:	Michelle Graley, Neighbourhood Development Officer (St Anns) 0115 8839808 michelle.graley@nottinghamcity.gov.uk Greg Foister, Neighbourhood Development Officer (Dales) 0115 8839807 greg.foister@nottinghamcity.gov.uk Kate Spencer, Finance Assistant kate.spencer@nottinghamcity.gov.uk	
Date of consultation with Portfolio Holder(s) (if relevant)		
Relevant Council Plan Key Theme:		
Strategic Regeneration and Development		<input type="checkbox"/>
Schools		<input type="checkbox"/>
Planning and Housing		<input type="checkbox"/>
Community Services		<input type="checkbox"/>
Energy, Sustainability and Customer		<input type="checkbox"/>
Jobs, Growth and Transport		<input type="checkbox"/>
Adults, Health and Community Sector		<input type="checkbox"/>
Children, Early Intervention and Early Years		<input type="checkbox"/>
Leisure and Culture		<input type="checkbox"/>
Resources and Neighbourhood Regeneration		<input type="checkbox"/>
Summary of issues (including benefits to citizens/service users):		
This report advises the Area Committee of the use of delegated authority by the Director of Commercial and Operations		
Recommendation(s):		
1	That the Area Committee note the actions agreed by the Corporate Director of Commercial and Operations in respect of projects and schemes within Area 6 (detailed in Appendix1)	

1 REASONS FOR RECOMMENDATIONS

- 1.1 Records detailing Member's spending decisions and consultation are shown in the attached appendix. In accordance with the Constitution, the Area Committee is required to note spending decisions taken by Ward Members.

2 BACKGROUND (INCLUDING OUTCOMES OF CONSULTATION)

- 2.1 This action follows the arrangements established by the Executive Board to allow for spending approvals through individual Member budget allocations.

3 OTHER OPTIONS CONSIDERED IN MAKING RECOMMENDATIONS

- 3.1 Covered within the appendix

4 FINANCE COMMENTS (INCLUDING IMPLICATIONS AND VALUE FOR MONEY/VAT)

- 4.1 Members have been allocated an individual allocation for 2015/2016 of £5,000 (agreed at Full Council on 9th March 2015). Arrangements agreed by Executive Board for spending the money were reported to the Area Committee at its meeting in May 2012.
- 4.2 Further projects will be reported to a subsequent committee.

5 LEGAL AND PROCUREMENT COMMENTS (INCLUDING RISK MANAGEMENT ISSUES, AND LEGAL, CRIME AND DISORDER ACT AND PROCUREMENT IMPLICATIONS)

- 5.1 These arrangements provide transparency and regulation to the spending of individual Member's allocation.
- 5.2 The funds allocated by Area Committee are used to address diverse needs from various sections of the community and reduce inequalities.

6 EQUALITY IMPACT ASSESSMENT

- 6.1 Has the equality impact of the proposals in this report been assessed?

No

An EIA is not required because: There is no relevance to equality

Yes

Attached as Appendix x, and due regard will be given to any implications identified in it.

7 LIST OF BACKGROUND PAPERS OTHER THAN PUBLISHED WORKS OR THOSE DISCLOSING CONFIDENTIAL OR EXEMPT INFORMATION

- 7.1 Executive Board – 20th May 2008 – Ward member Budgets

8 PUBLISHED DOCUMENTS REFERRED TO IN COMPILING THIS REPORT

- 8.1 Executive Board report Area Capital Resource Allocations for 2011-13, 19th July 2011

Appendix 1

Appendix 1. Delegated Authority Report. 13th September 2016

Dales

Ward Allocation 2016/17	
Dales	Ward Budget
Balance from 15/16	3,949
Allocation 16/17	15,000
TOTAL FUNDS AVAILABLE	18,949
<u>Committed Schemes</u>	
Let it Shine Easter 2016	(100)
Greenway Park Opening 2016	(200)
Carnival 2016	(100)
Residential Music Camp in Derbyshire	(450)
Log Cabin refurbishment	(200)
Litchfield in Bloom	(250)
MCO Table and Rooms 2016	(615)
Sneinton Festival 2016	(2,402)
Dales Week of Action 2016	(1,000)
William Booth Primary and Nursery School	(330)
Dales Mobile Cameras	(1,000)
Growing Spaces Fair Share 2016	(500)
Sneinton Town FC 2016	(470)
Circus Family Fun Day	(700)
Greenway Centre	(200)
Renewal Trust Child Care 2016	(150)
Prittier Whittier WOA 2016	(500)
MCO Summer 2016	(800)
Sneinton Play Centre	(1,000)
GreenWay Summer Programme 2016	(1,250)
Carlton Folds Summer Festival 2016	(450)
Xmas Lights 2015/2016	(768)
Green's Windmill Trust 2016	(1,150)
Total uncommitted	4,364

Please note that this balance does not include a delegation for £3488 Xmas and Eid lights 2016 that is currently being processed.

Please note that Cllrs have been given an allocation of £5K each for the financial year 2016/2017

Mapperley

Mapperley Ward		Total
Balance B/F 2015/16		2,743
Allocation 2016/17		15,000
Total Available for 15/16		17,743
<u>DE-COMMITTED SCHEMES</u>		0
Project no.	<u>COMMITTED SCHEMES</u>	
20335	Holding Hands 2016	(300)
20595	Free 4 All	(5,423)
20597	Nottm Ex-Coal Miners of African Caribbean Heritage	(160)
20756	Jamaica Independence Day event	(1,500)
Total Uncommitted Funds		10,360

Please note that Councillors have been given an allocation of £5k each for the financial year 2016/17

St Ann's

St Ann's Ward		Total
Balance B/F 2015/16		42,065
Allocation 2016/17		15,000
Allocated Funds (Spent & Unspent)		22,043
Total Available for 16/17		35,023
<u>COMMITTED SCHEMES</u>		
	Annual Holding Hands Event	(1,433)
	Cycling Programmes in Schools	(900)
	Nottingham's Ex- Coal Miners of Afro/ Carib Heritage	(160)
	ACNA Centre – Jamaica Independence Fun day	(1,500)
	National Play Day – Summer Programme	(1,000)
	Local Issues Top up	(250)
	3G Camera Purchase	(1,037)
	NOMAD Nott's Music Festival	(1,000)
Total Committed Funds		7,280

Please note that Councillors have been given an allocation of £5k each for the financial year 2016/17

Bulwell and Bulwell Forest Area Committee 7th September 2016

Title of paper:	Area Committees and improving the health of citizens	
Director(s)/ Corporate Director(s):	Alison Challenger Director of Public Health	Wards affected: All
Report author(s) and contact details:	Alison Challenger alison.challenger@nottinghamcity.gov.uk Gayle Aughton, Commissioning Manager gayle.aughton@nottinghamcity.gov.uk	
Other colleagues who have provided input:	Heidi May, Area Manager, Communities Rob Gabbitas, Neighbourhood Development Officer	
Date of consultation with Portfolio Holder(s) (if relevant)		
Relevant Council Plan Key Theme:		
Strategic Regeneration and Development		<input type="checkbox"/>
Schools		<input type="checkbox"/>
Planning and Housing		<input type="checkbox"/>
Community Services		<input type="checkbox"/>
Energy, Sustainability and Customer		<input type="checkbox"/>
Jobs, Growth and Transport		<input type="checkbox"/>
Adults, Health and Community Sector		X
Children, Early Intervention and Early Years		X
Leisure and Culture		<input type="checkbox"/>
Resources and Neighbourhood Regeneration		<input type="checkbox"/>
Summary of issues (including benefits to citizens/service users):		
<ol style="list-style-type: none"> 1. Many of our citizens have lifestyles that increase their risk of poor health and disease 2. The Council has the lead responsibility to improve the health and wellbeing of their population 3. Councillors are well placed to inform the needs assessment, provision and promotion of public health services specific to their local population 		
Recommendation(s):		
1	The Area Committee is invited to comment on the approach and the work undertaken so far as shown in the report and appendices 1 and 2	
2	Members are also invited to suggest further developments to ensure that Area Committee plans are in line and supportive of the Council's priorities and responsibilities for improving the health of citizens	
3	Councillors are invited to suggest further knowledge or support they would require to progress their work on the public health and wellbeing agenda within their Area	

1 REASONS FOR RECOMMENDATIONS

- 1.1 From April 2013, the public health function was transferred to local authorities as a result of the Health and Social Care Act 2012. The Council subsequently became responsible for improving the health of their local population including health improvement, health protection and the commissioning of public health services.

Councillors are directly involved with their local communities and able to understand and identify the needs for health and wellbeing services specific to the local population.

Over the past 18 months, Councillors have had a series of meetings with public health and commissioning colleagues to consider local health data and experiences of local residents in order to support the planning and provision for local health and wellbeing services commissioned by the Council.

This report is an update of the work to date, including the engagement and information provided by Area Committee members on the remodelling of the healthy lifestyles public health services. Committee members are invited to consider the work so far and advise on next steps.

2 BACKGROUND (INCLUDING OUTCOMES OF CONSULTATION)

- 2.1 Local health profiles were developed by the Public Health team using nationally available data to better understand the health and wellbeing needs of local residents. The data was arranged at Nottingham Ward level to enable commissioners and Councillors to have a clearer picture of the health and wellbeing needs for their ward compared to Nottingham overall and to wards across England. Councillors from each of the Nottingham City wards met to discuss the data profiles and to add further insight that would enable a greater understanding of local need.

School health and area committee level health profiles were also produced to aid local understanding and planning. Public health services were mapped and included within directories for each area; these were presented to Area Committees during 2015.

Area Chairs as part of their Area Cluster Review process invited Public Health to present the health profiles and local health priorities. It was identified that further awareness and understanding of the commissioning process for public health and health services would be useful in a separate session.

The health profiles can be found on the Nottingham Insight website:

<https://nottinghaminsight.org.uk/f/96676/Library/Public-Health/>

The commissioning awareness session was well attended by Area Chairs and Councillors and received good feedback and requests for further sessions that were more topic focused such as teenage pregnancy, smoking and mental health in young people. Part of the session included an overview of the modelling and engagement of a live commissioning review. Councillors agreed to contribute to the live review through a series of questions discussed with their respective Area Committees. The responses to the consultation and an overview of how the results from the consultation have been considered are included in the appendices to this report.

The Adults Healthy Lifestyle Strategic Commissioning Review may be accessed here:

<http://www.nottinghamcity.gov.uk/business-information-and-support/commissioning-contracting-and-procurement/commissioning-contracting-and-procurement-latest-news/>

Some of the key benefits for engaging with Area Committees becoming involved in this way include:

- Increasing efficiency, saved officer time in undertaking community based questions with citizens
- Improved quality, hearing from a wide and diverse range of stakeholders
- Increased effectiveness, supporting evidence of services being developed to meet the needs of citizens

The feedback from the Area Committees has informed the development of the service specifications. The new model will be going out to tender in the autumn with the new model and services to be in place by April 2017.

Possible Next Steps

- Possibility of linking Area Committee priorities with up and coming strategic commissioning reviews, e.g. List of Area Committee priorities to aid commissioner to make the link to up and coming commissioning reviews.
- Consider what would be the most effective and efficient way of communicating to Area Committees Public Health updates and key information.

3 OTHER OPTIONS CONSIDERED IN MAKING RECOMMENDATIONS

3.1 None

4 FINANCE COMMENTS (INCLUDING IMPLICATIONS AND VALUE FOR MONEY/VAT)

4.1 None

5 LEGAL AND PROCUREMENT COMMENTS (INCLUDING RISK MANAGEMENT ISSUES, AND LEGAL, CRIME AND DISORDER ACT AND PROCUREMENT IMPLICATIONS)

5.1 None.

6 STRATEGIC ASSETS & PROPERTY COMMENTS (FOR DECISION RELATING TO ALL PROPERTY ASSETS AND ASSOCIATED INFRASTRUCTURE) (AREA COMMITTEE REPORTS ONLY)

6.1 None.

7 EQUALITY IMPACT ASSESSMENT

7.1 Has the equality impact of the proposals in this report been assessed?

No

x

An EIA is not required because: key decisions or changes on citizens are not being considered as part of this report.

8 LIST OF BACKGROUND PAPERS OTHER THAN PUBLISHED WORKS OR THOSE DISCLOSING CONFIDENTIAL OR EXEMPT INFORMATION

8.1 None.

9 PUBLISHED DOCUMENTS REFERRED TO IN COMPILING THIS REPORT

Nottingham City JSNA and health profiles

<https://nottinghaminsight.org.uk/f/96676/Library/Public-Health/>

The Adults Healthy Lifestyle Strategic Commissioning Review

<http://www.nottinghamcity.gov.uk/business-information-and-support/commissioning-contracting-and-procurement/commissioning-contracting-and-procurement-latest-news/>

Appendix One

Area Cluster Feedback, Adults Healthy Lifestyles New Model.

July, 2016.

From April 2017 a new Adults Healthy Lifestyles model will be in operation in Nottingham City, below are the responses from Area Clusters gathered to help inform and shape the specification of the new model.

- **Ensure services are targeted at those who need them, delivering the right services to the right people that are culturally appropriate, are inclusive and bespoke to meet community needs.**

The new behaviour change and weight management service will sit within a newly created pathway, this will allow for citizens to benefit from universally available services, targeted services and higher more intense services for those with more complex needs, allowing citizens to flex between the different interventions to meet their needs through the process of change. The smoking cessation service will require the new provider to deliver a creative and innovative approach to addressing community needs. See appendix two.

- **We need to deliver services in places people feel comfortable going such as community centres and be delivered at time that suit citizens.**

The new services will be required to be accessible out of core office times to meet the needs for those with work and childcare commitments. We will stipulate in the contracts the need for the new provider to deliver services (where financially viable) in community centres and leisure centres.

- **We should consider utilising GP and prescribing services to offer services on prescription and joint working with other agencies to tackle health concerns.**

GPs can already refer into Adults Healthy Lifestyles services and this will continue with the new provider, the new services will be commissioned as part of a pathway with the Clinical Commissioning Group to more intense services and with Sport and Leisure for more universal services. The social prescription pilot in Bulwell, Bulwell Forest and Clifton will continue to prescribe to healthy lifestyles services and if scaled up across the city, this will continue to feature.

- **Communications methods to utilise and make best possible use of digital media, health message should be promoted where people go for example supermarkets. We should consider the role of the workforce as agents of change in promoting health messages and consider getting health messages directly in to citizens and community groups through accessible and inclusive communications about what's available locally.**

A new integrated Health and Social Care directory of services will be available by the end of the year; this will enable easier access to all services available to Nottingham Citizens and help support the workforce in signposting citizens. The new provider will be expected to maximise the use of digital technologies where appropriate.

Appendix One

Area Cluster Feedback, Adults Healthy Lifestyles New Model.

- **Delivery of preventative services such as Health, and these to be promoted to increase uptake of early intervention opportunities.**

We will be pilot third party health checks as part of the new Adults Healthy Lifestyles model.

- **Services need to be affordable activities and we need to maximise the use of leisure centre access and use of public open spaces – parks.**

NCC Sport and Leisure management are part of the steering group for the development of the new model, and we are working collaboratively to deliver and inform citizens of free activity services in the City. All the targeted and specialist Adults Healthy Lifestyles activities will be free at the point of access.

- **Consider how we can get the` conversation going` about health in the community and look at how we can maximise community capacity in communities to help each other.**

This is a priority action in the Draft Health and Well Being Strategy for Nottingham City (Outcome 4: Nottingham's environment will be sustainable - supporting and enabling its citizens to have good health and wellbeing).ⁱ

- **Statistics on ward level health would help to understand the priorities locally.**

These are available at <https://nottinghaminsight.org.uk/f/114693/Library/Public-Health/Ward-Health-Profiles-2014-2015/>

ⁱ <http://www.nottinghamcity.gov.uk/health-and-social-care/adult-social-care/looking-after-yourself-and-keeping-healthy/health-and-wellbeing-board/>

Area Clusters Feedback on Themes – March / September (Health) – Appendix Two

	How can we support citizens to access services which will help them to have a healthy lifestyle?	What are the barriers/gaps?	What enablers can help overcome these barriers?	How can we make services more attractive to hard to reach groups	What works well in your area
Area 1 Bulwell Bulwell Forest	<p>Inviting health providers to events for example.</p> <p>Use local media to promote city council campaigns. Inclusive of Evening Post and Bulwell and Hucknall Dispatch.</p> <p>Promote local initiatives e.g. Bulwell Health and wellbeing strategy.</p> <p>Help promote local events.</p> <p>Look at ways of promoting underused groups.</p> <p>Do outreach into areas where there are few health initiatives.</p>	<p>To get to people who really need it.</p> <p>Are our links to frontline staff sufficient?</p> <p>How are we reaching people who are not registered with GPs? What is the rate off under registration in area 1?</p> <p>Are there problems similar to those at St Marys in other local practices (currently closed by the CQC)?</p> <p>Reaching out to people needing mental health/drug/alcohol services.</p>	<p>More Joint Working</p> <p>Working with the police for e.g. around mental health</p> <p>Community navigators</p> <p>Faith Organisations</p> <p>Community Groups</p> <p>Can mindfulness be expanded – local authority</p> <p>Foodbanks?</p> <p>Community lunches</p>	<p>Identify Who he hard to reach groups are?</p> <p>Providing health info/stats to local groups.</p> <p>Young people can be good to promote services.</p> <p>Promote more outside normal working hours.</p> <p>Monitor quality of existing services.</p>	<p>Joint Service centre</p> <p>Bulwell Riverside</p> <p>Community Garden in Bulwell Forest south glade, Mellish Sports Centre.</p> <p>Communication through social media etc.</p> <p>Health Stalls – Family fun days</p> <p>Bulwell Market place</p>
Area 2 Basford Bestwood	<p>Health promotion in libraries, Childrens Centres and School.</p> <p>Health promotion at the school gate.</p> <p>Provide some services in Childrens Centres, libraries, schools, elderly complexes.</p> <p>Encourage registration with GP surgeries and dentists. Promote Local surgeries and services.</p> <p>Family Support Workers to focus on nutrition and signs of health.</p> <p>Health campaigns.</p>	<p>Lack of resources generally.</p> <p>Lack of resources in school.</p> <p>Cost of gym membership.</p> <p>Lack of school holiday activities.</p> <p>Cost of leisure activities.</p> <p>Cooking skills.</p> <p>Nutritional knowledge.</p> <p>Choice of supermarkets – smaller ones such as the Co-op can be expensive.</p> <p>Lack of Sports equipment in school.</p> <p>No teaching of nutrition in schools.</p> <p>Illegal tobacco sales.</p> <p>Gym equipment on Parks not utilised due to lack of guidance.</p> <p>Cheaper prepared meals unhealthier.</p> <p>Shortage of PG's.</p>	<p>Gym membership on prescription.</p> <p>Local Tenants and Residents groups and community associations.</p> <p>Youth and Play workers.</p> <p>Schools.</p> <p>Local sports clubs, centres and gyms.</p> <p>Long term health agenda in schools.</p> <p>Cooking classes schools and the local community.</p>	<p>Weight and blood pressure measuring at events.</p> <p>Health monitoring in local places of worship.</p> <p>Health promotion o/s schools directly to parents.</p> <p>High profile campaigns targeting issues such as nutrition, blood pressure etc.</p>	<p>Partner attendance at summer events.</p> <p>Walking clubs – Best Foot Forward.</p> <p>Smoke cessation classes at Ellis Guilford.</p> <p>Yoga in schools – proposed.</p> <p>140 kids attend breakfast club at one school in Bestwood.</p> <p>Reduction in drinking amongst the youngsters.</p>
Area 3 Aspley, Bilborough, Leen Valley	<p>ensure wide range of health leaflets are available across key community locations (libraries and community centres) and that these leaflets address the prevalent health issues in the West area including smoking, physical activity and sexual health (young people),</p> <p>What do we need on the street to nudge people towards accessing health services?</p>	<p>Fear, apathy, not knowing where services are located, not knowing what specific services and treatments are available at Doctors surgeries and pharmacy outlets, lengthy waiting times.</p>	<ul style="list-style-type: none"> Promoting messages about prevention – leaflets signposting residents to services within the area. Cannabis use – tell tale signs. Do parents know what children are using Support group for women around mental health. 	<p>Go into the community more – taking services and knowledge about health activities to the people in the places they most frequently use – school gates, shopping areas, buses, queues, fish and chip shops / takeaways etc</p> <p>use of community centres</p>	<p>Doctor's surgeries are accessible. There are a good number of surgeries spread across the three Wards</p> <p>Southwold Primary School community days initiative eg Food Fest with health partners (June 2016)</p>

	<p>People are not readily accessing services so we need to take the services to the heart of the community – places such as Strelley ASDA and Aspley Lane shops.</p> <p>More use of focus groups – creating conversations around health topics. Community Centres can be used for this.</p>				
<p>Area 4 Arboretum, Dunkirk and Lenton, Radford and Park</p>	<p>NOTE: 3 main health Issues identified in Area 4 by local Councillors - alcohol/drug misuse; mental health; lack of healthy lifestyle</p> <p>Targeted health awareness strategy and campaign for area 4.</p> <p>Mapping of the services in Area 4 and who are they actually catering for?</p> <p>Ensure differing communities are made aware of what services are available, where and how to access them.</p> <p>Join up working with Public Health, Parks & open spaces.</p> <p>Free Google verbal translation app, practitioners/ frontline staff to have this on their work mobile phones</p>	<p>Lack of awareness of Alcohol/ Drug misuse support services among</p> <ul style="list-style-type: none"> • Students • Homeless • New & emerging Communities • Vulnerable adults <p>Lack of awareness by differing communities of how NHS works</p> <p>Increase enforcement by CPO and Police with regard shops selling cheap alcohol and confiscations</p> <p>Area 4 viewed as a hotspot for illegal cigarettes and alcohol</p> <p>Increasing dissatisfaction with the 101 number by Community.</p> <p>More Religious establishments need to be targeted by health Professionals</p> <p>Reduction of targeted services</p> <p>Education for families</p> <p>No targeted Mental Health campaign Area 4</p> <p>Language</p> <p>Cultural/ age specific projects</p> <p>No GP facilities in Dunkirk</p>	<p>Health, CPO and Police to develop an action plan to tackle Alcohol/ Drug misuse across Area 4 to prevent displacement from the City Centre.</p> <p>Trading Standards to increase test purchases for adult drinkers within Area 4.</p> <p>Arboretum Street Drinkers Pilot Plan to go to September's Area Committee and disseminate learning.</p> <p>Review of 101 number to make it user friendly.</p> <p>What support do universities offer to students, to manage stress/well being?</p> <p>What is the suicide rate in Nott's by ward for students?</p> <p>CCG to use fund to support the prevention agenda (Keeping people out of Hospital)</p> <p>Public health to commission a pilot project to targeted work with fast food shops to advise them of a how to reduce, fat/ sugar and salt intake in the food they produce.</p> <p>All front line staff should be aware for the self Help booklet (which is updated by the library service annually).</p>	<p>Targeted health awareness strategy and campaign for area 4.</p> <p>Ensure differing communities are made aware of what services are available, where and how to access them.</p> <p>Join up working with Public Health, Parks & open spaces.</p> <p>Offer services that are relevant to citizens (Elderly, BME, Young, emerging communities)</p>	<p>Libraries and Self Help Booklet</p> <p>Framework</p> <p>Bac – in</p> <p>GP Surgeries</p> <p>Schools</p> <p>Community Centres</p> <p>Sure Start Centres</p> <p>Night Line (Students)</p> <p>Awaaz</p> <p>Metropolitan Housing</p> <p>Health visitors</p> <p>Outdoor Gyms</p> <p>Park Life</p> <p>Slimming world</p> <p>NCH sport England Campaign (coming to an end).</p>

		<p>CCG focus resources on Hospital's and medicine not, preventative work.</p> <p>No Joined up working with Parks and public health</p> <p>No targeted work with fast food shops</p> <p>Lack of healthy life style promotion in schools</p>			
<p>Area 5 Berridge Sherwood</p>	<p>Alcohol/ Drug Misuse</p> <p>Mental Health Awareness</p> <ul style="list-style-type: none"> • Older people • Vulnerable Adults • Students 	<p>Lack of awareness of Alcohol/ Drug Misuse support services</p> <ul style="list-style-type: none"> • Students • Homeless • New & emerging Communities • Vulnerable adults <p>Lack of awareness/ by differing Communities of how NHS works</p> <p>Lack of enforcement by CPO and Police with regards shops selling cheap alcohol</p> <p>Area 4 viewed as a hotspot for illegal cigarettes and alcohol</p> <p>Increasing dissatisfaction with the 101 number by Community.</p> <p>More Religious establishments need to be targeted by health Professionals</p> <ul style="list-style-type: none"> • Reduction of targeted services • Education for families • No targeted Mental Health campaign for the ward • Language • Cultural/ age Specific projects 	<p><u>Services</u></p> <p>Libraries Framework GP's Bac – in GP Surgeries Libraries (Self Help Booklet) Schools Community Centres Sure Start Centres</p> <p>Night Line (Students) Framework Bac- in Awaaz Metropolitan Housing GP's & Health visitors Social Services</p>	<p><u>What support is needed?</u></p> <ul style="list-style-type: none"> • Health, CPO and Police to develop an action plan to tackle Alcohol/ Drug misuse across the ward to prevent displacement from the City Centre. • Targeted health awareness strategy and campaign for area 4. • Ensure differing communities are made aware of what services are available, where and how to use access them. • Trading Standards to increase test purchases for Adult drinkers within Area 4 ward. • Arboretum Street Drinkers Pilot Plan to go to September's Area Committee. • Review of 101 number to make it user friendly. • Mapping of the services in Area 4 and who are they actually catering for? • Targeted health awareness strategy and campaign for area 4. 	

	<p>General lack of healthy Lifestyle</p> <ul style="list-style-type: none"> • Obesity • Poor Diet • Physical inactivity 	<ul style="list-style-type: none"> • CCG focus resources on Hospital's and medicine not, preventative work. • No Joined up working with Parks and public health • No targeted work with fast food shops <p>Lack of healthy life style promotion in schools</p>	<p>GP Surgeries Libraries (Self Help Booklet) Schools Community Centres Sure Start Centres</p> <p>Outdoor Gyms Libraries Park Life GP's / slimming world NCH sport England Campaign (coming to an end).</p>	<ul style="list-style-type: none"> • What support do universities offer to students, to manage stress/well being • What is the suicide rate in Nott's by ward for students? <ul style="list-style-type: none"> • Targeted health awareness strategy and campaign for area 4. • CCG to use fund to support the prevention agenda (Keeping people out of Hospital) • Join up working with Public Health, Parks & open spaces. • Public health to commission a pilot project to targeted work with fast food shops to advise them of a how to reduce, fat/ sugar and salt intake in the food they produce • Free Google verbal translation app, practitioners/ frontline staff to have this on their work mobile phones. • All front line staff should be aware for the self Help booklet (which is updated by the library service annually). 	
<p>Area 6 Dales, Mapperley, St Ann's</p>	<p>Gayle Aughton, Public Health carried out the Adult Healthy Lifestyles Service Review. The Service looks at tackling adult lifestyle risk factors such as; Type 2 diabetes, hypertension, CVD, COPD.</p> <p>Updated stats/info required on a Ward basis (regularly).</p>	<p>Refusal by GP surgeries to carry out health checks. ? NCC to carry out health checks through a third party. Good presentation rates when invited.</p> <p>Referrals to smoking cessation – how</p>	<p>Where do you find out about the services? Handouts, leaflets. Information not linked up with communities or other services.</p>	<p>More culturally specific promotion of services. Face to face information giving. Build relationships with the community.</p> <p>Use more non-literature</p>	

		<p>effective?</p> <p>Referrals to weight management – how effective? Less than half are identified from priority groups. Not reaching the groups who need it. Mixed sessions – need more women only sessions. Consider cultural food types.</p> <p>How much promotion relies on written material? Need to be mindful of poor reading standards/languages/ uninteresting</p>		<p>communications – radio or Notts TV</p> <p>Service delivery need to be relative to cultural locations</p> <p>Tendering process should stipulate that all communities are worked with not just the worried well.</p> <p>Refer through Job Centre?</p>	
Area 7 Wollaton East and Lenton Abbey and Wollaton West	WELA and WW Cllrs requested updated ward and SOA Public Health data which takes account of the student population by having 2 sets of data. One with student population removed. Without this they feel they cannot examine the questions in depth.	Please see column 2	Please see column 2	Please see column 2	Please see column 2
Area 8 Bridge, Clifton North, Clifton South	<p>Offer affordable activities at Leisure Centre's</p> <p>Increased need to publicise what's on offer and disseminate information via community groups and organisations</p> <p>Relevant activities which address the needs of the elderly, BME, women only</p> <p>Deliver health related activities in community facilities where people feel comfortable going</p>	<p>Lack of understanding on what's on offer</p> <p>Prices of health sessions/classes Limited tailored health classes/sessions for the elderly, BME, women</p> <p>Fear/anxiety to use leisure facilities</p> <p>Lack of culturally appropriate and sensitive physical activities for Muslim women</p> <p>Acute shortage of social housing (family members role to support with health initiatives)</p> <p>Lack of organised outdoor activities for all including young people</p> <p>No one to leads on the Health agenda (who organises and delivers community based projects such as health walks, healthy cooking sessions, organised outdoor physical activities etc.)</p>	<p>Provide affordable physical activities</p> <p>Additional human resource to lead on Health including ward priorities, deliver day to day projects</p> <p>Appropriate timings of sessions / classes for those that work</p> <p>Need for increased reach out to the elderly population, BME</p> <p>Increased link/work with Community Centres</p>	<p>Offer services that are relevant to that group (Elderly, BME, Young, Muslim Women)</p> <p>Provide affordable services taking into account level of deprivation amongst hard to reach groups</p> <p>Culturally appropriate services and environment for women</p> <p>Get the information out there</p> <p>Outreach work – Capacity building – Trust</p>	<p>Good Companions Group – Work with older people across Clifton</p> <p>Park Gate Community Centre – Well used by the community and different activities on offer</p> <p>Queens Walk Community Centre – Dance classes, Keep Fit, Boxing (Switch Up)</p> <p>Parks and Open Spaces across all three wards (utilised well) – Embankment (cricket pavilion)- Field of Dreams</p> <p>Portland Leisure Centre (need for more work for access by hard to reach groups)</p> <p>Last Man Standing (Cricket on</p>

		<p>Limited information/support on Mental Health</p> <p>Ward Councillors have limited information and data on health issues for their ward</p> <p>Closure of Nurse Contact Point</p> <p>isolation and loneliness among all groups but in particular the elderly leading to many health issues</p> <p>many voluntary groups experiencing diminishing numbers of helpers/ organisers to take over the running of the groups</p>			<p>Embankment)</p> <p>Arkwright Meadows Community Gardens (locally grown food produce)</p> <p>The Balls Group at Queens Walk Rec Recreation Ground (Meadows)</p>
--	--	---	--	--	---

Area Committee East – Appendix 3

Area Cluster Feedback, Health

Area Committee: ACE: Dales,
Mapperley & St Ann's

Area Committee Chair: Councillor Leslie
Ayoola

Date 2016 / 2017

How can we support citizens to access services which will help them to have a healthy lifestyle?

Gayle Aughton, Public Health carried out the Adult Healthy Lifestyles Service Review. The Service looks at tackling adult lifestyle risk factors such as; Type 2 diabetes, hypertension, CVD, COPD.

Updated stats/info required on a Ward basis (regularly).

What are the barriers/gaps?

Refusal by GP surgeries to carry out health checks.
? NCC to carry out health checks through a third party.
Good presentation rates when invited.

Referrals to smoking cessation – how effective?

Referrals to weight management – how effective? Less than half are identified from priority groups. Not reaching the groups who need it. Mixed sessions – need more women only sessions. Consider cultural food types.

How much promotion relies on written material? Need to be mindful of poor reading standards/languages/ uninteresting

What enablers can help overcome these barriers?

Where do you find out about the services? Handouts, leaflets. Information not linked up with communities or other services.

How can we make services more attractive to hard to reach groups

More culturally specific promotion of services.
Face to face information giving.
Build relationships with the community.

Use more non-literature communications – radio or Notts TV

Service delivery need to be relative to cultural locations

Tendering process should stipulate that all communities are worked with not just the worried well.

Refer through Job Centre?

What works well in your area



AREA 6 COMMITTEE

13/09/2016

Title of paper:	Nottingham City Homes Update and Approvals	
Director(s)/ Corporate Director(s):	Nick Murphy, Chief Executive of Nottingham City Homes	Wards affected: Dales, Mapperley and St Anns
Report author(s) and contact details:	Garry Nelms, Tenancy & Estates Manager, St Anns Housing Office.	
Other colleagues who have provided input:	N/A	
Date of consultation with Portfolio Holder(s) (if relevant)	N/A	
Relevant Council Plan Strategic Priority:		
Cutting unemployment by a quarter		<input type="checkbox"/>
Cut crime and anti-social behaviour		<input checked="" type="checkbox"/>
Ensure more school leavers get a job, training or further education than any other City		<input type="checkbox"/>
Your neighbourhood as clean as the City Centre		<input checked="" type="checkbox"/>
Help keep your energy bills down		<input type="checkbox"/>
Good access to public transport		<input type="checkbox"/>
Nottingham has a good mix of housing		<input type="checkbox"/>
Nottingham is a good place to do business, invest and create jobs		<input type="checkbox"/>
Nottingham offers a wide range of leisure activities, parks and sporting events		<input type="checkbox"/>
Support early intervention activities		<input type="checkbox"/>
Deliver effective, value for money services to our citizens		<input checked="" type="checkbox"/>
Summary of issues (including benefits to customers/service users):		
<p>The report provides updates on key issues and themes which link back to local priorities and the strategic themes for Nottingham City Homes.</p> <p>The reports provide summary updates on the following key themes:</p> <ul style="list-style-type: none"> • Capital Programme and major work; • Area regeneration and environmental issues; • key messages from the Tenant and Leasehold Congress; • Tenant and Residents Associations updates; • Area performance; • Good news stories and positive publicity. 		
Recommendation(s):		
1	To note and comment on the update and performance information in Appendices 1 and 2.	
2	To note the allocation of funds for 2016/17, detailed in Appendix 3.	
3	To approve the Area Capital Programme funding request set out in Appendix 3.	

1. REASONS FOR RECOMMENDATIONS (INCLUDING OUTCOMES OF CONSULTATION)

- 1.1 The Nottingham City Homes Update provides a descriptive and statistical picture of what is happening at an area level and invite community representatives to comment, debate, and challenge and identify how they can add value to improve their neighbourhoods.
- 1.2 The update also monitors progress in the wards and acts as a catalyst for debate about the key performance issues impacting upon the ward on a quarterly basis.

2 BACKGROUND (INCLUDING OUTCOMES OF CONSULTATION)

- 2.1 Nottingham City Homes previously reported on performance at local Area Panels that sat below the respective Area Committees. These panels were attended by local residents, local Councillors and partner agencies.
- 2.2 Nottingham City Homes has a goal to 'create homes and places where people want to live' and to give tenants and leaseholders an input in shaping what happens in their area. The Nottingham City Homes Update and Performance Report is one of a number of initiatives that increases the transparency and accountability of the Company's performance.
- 2.3 Following the decision for Nottingham City Homes reps to attend Area Committee, it was decided to provide the Nottingham City Homes Update Report to Area Committee. Appendices 1 and 2 provide the latest performance position for the committee to note and comment on.
- 2.4 Appendix 3 outlines the remaining capital budget for this area for noting and provides detail of the schemes that require approval by the Committee.

3 OTHER OPTIONS CONSIDERED IN MAKING RECOMMENDATIONS

None

4 FINANCIAL IMPLICATIONS (INCLUDING VALUE FOR MONEY/VAT)

Budgets are allocated on a yearly basis for each ward and there is an obligation on Nottingham City Homes to ensure that funds are allocated to projects within these budget requirements

5 RISK MANAGEMENT ISSUES (INCLUDING LEGAL IMPLICATIONS AND CRIME AND DISORDER ACT IMPLICATIONS)

None

6 EQUALITY IMPACT ASSESSMENT (only include if required by NCH)

- 6.1 Has the equality impact been assessed?

No

7. **LIST OF BACKGROUND PAPERS OTHER THAN PUBLISHED WORKS OR THOSE DISCLOSING CONFIDENTIAL OR EXEMPT INFORMATION**

None

8. **PUBLISHED DOCUMENTS REFERRED TO IN COMPILING THIS REPORT**

None



NCH update report – Appendix 1

Date: September 2016

Presented by: Garry Nelms

Page 60	Item	Executive Summary / Key Points	For information or decision
1	Capital Programme & major works	<p><u>Remo Urban</u></p> <p>External wall insulation works have been completed by Sustainable Business Services. NCH are organising a customer journey event with some local residents during September to assess the impact of the project on customers and identify areas for improvement which can be used in future projects.</p> <p>An offer for owner occupiers is being provided by Nottingham Energy Partnership. An information event is being hosted by them during August and work will commence soon after.</p> <p><u>Bentinck, Manvers, Kingston Court</u></p> <p>Passenger lift replacements have been completed. LED lighting is to be installed on all floors in all</p>	Information

blocks commencing Autumn 2016.

Victoria Centre

The current intercom will be removed and replaced over a twenty week period starting in September 2016.

District heating


There are a number of no accesses for annual checks to the system. Asset Management will work closely with the Housing Office to help gain access to ensure the heating system is working to its full potential.

Ogden Court

The Grander Designs project is complete and was officially opened by a long term resident. Another resident commented, "Everyone is very happy with it and it has all come together beautifully. I for one will be using the communal facilities as often as I can".
Passenger lifts in the complex are being updated with work commencing mid-August.

Highwood House

Subject to funding two flats in the complex will be receiving equalities act work to make them more accessible. Corridor walls will be have anti-graffiti paint applied. We hope to commence the work this autumn.

<p>Page 62</p>	<p><u>Colwick Woods - new build of eight two bedroomed houses</u></p> <p>The build is being undertaken by Nottingham City Homes DLO team – completion is due this year. See photo below:</p>  <p><u>Morley School site</u></p> <p>A meet the builder event held in June was well attended. Contractors Robert Woodhead are onsite, the 39 properties are due for completion in 2017.</p>	
<p>2</p>	<p><u>Dales</u></p> <p>External improvements to Shelford Rise have been completed and this has had a positive impact on the area. We are now working with residents in the rear flats to determine the best height of fence for them and we will schedule in these works across the summer/Autumn of 2016/17.</p> <p>Findern Green parking scheme has been passed to NCC Highways team to look at the feasibility of this as an improvement to this area. NCH are awaiting the feedback of NCC and will feed further updates to future area committees.</p>	<p>Information</p>

BMK – NCH are currently carrying out external improvements to all 3 tower blocks following the huge success of the external wall and balcony project delivered last winter. We will be complete with the external areas before winter.

Mapperley

We are currently costing options to improve the major wall on Doodland Drive as it is significantly damaged and decaying.

We are also looking to secure some funding towards the improvements to Kingsthorpe Court within the Dooland Drive area. We recognised that there is a block of 5 houses within this area that look tired in light of the new build project that has been delivered nearby.

NCH are also looking at the cost to install a safety barrier to the Woodlane Gardens flats to assist NCC in maintaining the landscaped area without being at risk of falling. Costs to be presented to Area Committee when they are ready.

St Ann's

NCH are currently carrying out a boundary improvement project to Massey Gardens within the ward and this will complement the huge investment work already undertaken to the Stonebridge area of the ward.

At this area committee, we are asking for funding from the St Ann's environmental budget to complete a number of minor improvement schemes within the ward, that will help maximise security and enhance the visual improvement of the ward.

NCH have asked NCC to look at ideas to improve the parking within the Beverley Square area and we will report back to subsequent committee's with their comments and ideas.

Victoria Centre Roof Garden project is now in the detailed design stages and we have undertaken consultation with residents and there is a good sense of positivity around this project. We are awaiting costs from our contractor and then we will move into construction planning phase of this

3	Key messages from the Tenant and Leasehold Congress	<p>project. Once delivered, we will hold an official opening event, inviting all key people to attend.</p> <p>The secret of Nottingham City Homes' success over recent years has been genuine tenant and leaseholder involvement – seeking out our customers' views, and putting their interests at the heart of what we do.</p> <p>In the build-up to this year's NCH Tenant Fun Day on 17th September at Bulwell Academy, we will be working with teams across the business to deliver our first ever NCH Involvement Week running from the 12th September.</p> <p>We want to use this week to celebrate our success and increase awareness amongst staff, tenants, leaseholders, and partners about the many opportunities available and ways people can get involved in helping to 'make their neighbourhood an even better place to live'.</p>	X
4 Page 64	Tenant and Residents Associations updates	<p><u>Sneinton Tenants Outreach Programme STOP TRA</u></p> <p>Bi monthly public meetings held at King Edwards Park Pavilion.</p> <p>King Edwards Park Community Allotment Open Day held on 14th May. There were lots of green and fun activities for families including information stalls. The event was attended by over 100 residents.</p> <p>St Ann's in Bloom Open Garden Tour on 17th July – The Community Allotment was included on the tour along with other green spaces in the area including Best Garden entries.</p> <p>Royal Horticultural Society visit on 29th July – Fruit and vegetable experts from the Royal Horticultural Society visited the Community Allotment and gave their expert advice. It is hoped a lasting partnership will be formed.</p> <p><u>St Ann's North Tenants and Residents Association (STANNRA)</u></p> <p>Monthly meetings public meetings held second Monday every month 6.30pm at the Wells Road</p>	X









		<p>Community Centre.</p> <p>Community Planting Day held on 21st May.</p> <p>The Queen's Birthday Party event for children at Wells Road Community Centre on 11th June.</p> <p>STANNRA Meet the Builder event on 13th June. This was an opportunity for residents to meet Robert Woodhead Ltd regarding the delivery of new 39 homes on the site of the former Morley School.</p>	
5	Area Performance Figures	Please see attached report	
6	Good news stories & positive publicity	<p>Dales Week of Action Family Fun Event held on 10th June at Tricketts Park. This was the finale of successful week of action which included lots of multi-agency activities including enforcement and education.</p> <p>The Victoria Centre Flats Resource Coffee event on 7th July, was an opportunity for residents to get together and discuss future use of the newly refurbished Resource Room.</p> <p>The new Stonebridge Park residents group are planning their Inaugural public meeting for mid-September, date to be confirmed.</p> <p>The Involvement Week is planned from 12th – 17th September, lots of activities and events will be taking place across the city to get customers involved with the finale being the NCH Annual Fun Day on Saturday 17th September.</p> <p><u>Just Grow/King Edward Park Project</u></p> <p>There was a plot of land that was identified by a tenants and residents group called STOP TRA. The land was unused and is situated in King Edwards Park. This site was constantly overgrown, attracting rubbish and generally seen as an eye sore for many people in the local community.</p>	X

	<p>However, it was seen as an area of land that could be potentially developed into a community garden, a garden where the land could be used to grow food for the use of the TRA, a local school and the wider community in Sneinton and St Ann's.</p> <p>The project is very much community led other agencies being involved h such as, the St Stephen's primary school, a community organisation called Epic, STOP TRA, NCH, gardening contractors and local councillors etc.</p> <p>Funding was achieved to fund things such as, fencing to secure the site, special machinery e.g. diggers to be on site to help with the re development and reshaping of the area of land to make it more user friendly so use of the land could start as soon as it possibly could. The Project is now up and running and has food produce growing by Epic, local schools and the community group.</p> <p>The benefits of the project will be for the tenants and residents in the Sneinton and St Ann's areas; as well as children attending St Stephen's primary school and their families.</p>	
--	---	--









Area 6 report - St Ann's, Dales & Mapperley – Appendix 2

Generated on: 25 July 2016





AC6-1 Anti-social behaviour

Performance indicator and definition	Target	2015/16			2014/15	2013/14	Latest Note
		Value	Status	Long Trend	Value	Value	
<p>% of ASB cases resolved by first intervention – St Ann's</p> <p><i>Note: This PI monitors how many ASB cases NCH resolved on the first intervention e.g. written warning. Data for this indicator is not available by ward and is reported by Housing Office.</i></p>	85%	84.28%			78.95%	82.22%	The team is performing well but we are still just under target. However the current trend is a positive one showing an improvement of over 2% up on this same period 2 months ago.
<p>% of ASB cases resolved – Stanns</p> <p><i>Note: This PI measures the proportion of ASB cases NCH has successfully resolved. Data for this PI is not available by ward and is reported by Housing Office.</i></p>	97.8%	98.74%			100%	100%	The trend has fallen however we are still performing within the target set. We have at our disposal a number of tools and powers the team at St Anns has used to ensure we deal effectively and efficiently with all complaints of ASB.
<p>Number of new ASB cases – St Ann's</p> <p><i>Note: Data for this PI is only available by Housing Office.</i></p>		156			158	233	No actual target for this PI
<p>Tenant satisfaction with the ASB service</p> <p><i>Note: . Overall tenant satisfaction with the ASB service - The average score (out of 10) for each survey question. Data for this indicator is not available by ward..</i></p>	8.5	7.1			7.51	7.3	The satisfaction with the ASB service is still surprisingly below target given that we is being closely monitored to see what the underlying issues are as to why we are below target with this PI. The management team discusses this PI with staff on an ongoing basis to ensure they are fully aware of the need to adhere policy and procedures and to ensure the victims of ASB are kept up to date on a regular basis.





AC6-2 Repairs





Performance indicator and definition	Target	2015/16			2014/15	2013/14	Latest Note
		Value	Status	Long Trend	Value	Value	
% of repairs completed in target – AC - St ann's, Dales & Mapperley <i>Note: This PI monitors the proportion of repairs being completed within agreed timescales.</i>	96%						
% of repairs completed in target – Dales Ward <i>Note: This PI monitors the proportion of repairs being completed within agreed timescales.</i>	96%	95.4%			97.81%	96.86%	WS-July-2016 Performance is under target at 95.4%.Continued monitoring of resources is taking place to help bring further improvements. We are in the process of modernising the Repairs and Maintenance service to gain further Value for Money and improvements in performance.
% of repairs completed in target – Mapperley Ward <i>Note: This PI monitors the proportion of repairs being completed within agreed timescales.</i>	96%	95.59%			97.91%	97.28%	WS-July-2016 Performance is under target at 95.59%.Continued monitoring of resources is taking place to help bring further improvements. We are in the process of modernising the Repairs and Maintenance service to gain further Value for Money and improvements in performance.
% of repairs completed in target – St ann's Ward <i>Note: This PI monitors the proportion of repairs being completed within agreed timescales.</i>	96%	95.28%			97.58%	96.96%	WS-July-2016 Performance is under target at 95.28%.Continued monitoring of resources is taking place to help bring further improvements. We are in the process of modernising the Repairs and Maintenance service to gain further Value for Money and improvements in performance.
Tenant satisfaction with the repairs service <i>Note: Data for this PI is only available citywide</i>	9.1	9.1			8.9	8.78	WS June- 2016 Performance is in target for the month at 9.1%. We continue to look at introducing service improvements through the repairs modernisation and monitor customer satisfaction data to highlight and inform these service improvements.

AC6-3 Rent Collection







Performance indicator and definition	Target	2015/16			2014/15	2013/14	Latest Note
		Value	Status	Long Trend	Value	Value	
<p>% of rent collected</p> <p><i>Note: This PI measures the amount of rent collected (including tenant arrears) as a percentage of rent due for the current year. Data for this indicator is not available by ward and is reported city wide.</i></p> <p><i>Trend shows as improving if value is over 100% as arrears are decreasing.</i></p>	100%	100.25%			100.56%	100.02%	<p>Although we had an exceptionally good start to the year last year, with a collection rate above 100%, typically the pattern of income collection is that there is a dip at the beginning of the financial year. This is due in part to benefit uprates which do take some time to co-ordinate with Housing Benefit. Measures are in place to ensure that income collection is maximised this year. The RAMs have been moved into new teams from the very beginning of the financial year and are being made aware of their new targets through 1-2-1s. There is new reporting in place for RAM activity and this is reported weekly to the RAMs and the management team. We continue to be affected by bedroom tax cases, and we now have 62 UC cases with a total debt of £32,682. These cases are being robustly managed and we hope to have 3 new members of the team starting in June.</p>
<p>% of tenancies ending due to eviction</p> <p><i>Note: This PI monitors the percentage of tenants being evicted due to rent arrears and is reported citywide.</i></p>	0.45%	0.43%			0.56%	0.74%	<p>This indicator will be on target by the end of the financial year. WE are currently only 0.02% behind target and as we are not carrying out any further evictions during March we will be on target. We have done 101 evictions so far this year and at this point last year we had done 129.</p>



AC6-4a Empty properties - Average relet time

Performance indicator and definition	Target	2015/16			2014/15	2013/14	Latest Note
		Value	Status	Long Trend	Value	Value	
<p>Average void re-let time (calendar days) – AC - St ann's, Dales & Mapperley</p> <p><i>Note: This PI measures how long it takes NCH to re-let empty properties from the end of the old tenancy to the start of the new tenancy</i></p>	35	24.15			25.28	29.73	<p>Void performance summary: There are currently 33 empty properties in the Area Committee 6 area. The average time to relet properties in the Area Committee 6 area is 24.15 days. There have been 91 new lettings this year. The city wide time to let empty properties is 35. Our voids processes have recently undergone a review. In the long term this should result in an improvement in performance. There are still some long term/hard to let properties in the system which have an adverse effect on performance. The longest a property has been empty in this area is 23 weeks. Our lettings teams are working hard to find appropriate tenants for this property and others in the area</p>
<p>Average void re-let time (calendar days) – Dales Ward</p> <p><i>Note: This PI measures how long it takes NCH to re-let empty properties from the end of the old tenancy to the start of the new tenancy</i></p>	35	27.28			31.72	23.14	<p>Void performance summary: There are currently 9 empty properties in the Dales ward area. The average time to relet properties in the Dales ward area is 27.28 days. There have been 35 new lettings this year. The city wide time to let empty properties is 25. Our voids processes have recently undergone a review. In the long term this should result in an improvement in performance. There are still some long term/hard to let properties in the system which have an adverse effect on performance. The longest a property has been empty in this area is 23 weeks. Our</p>







							lettings teams are working hard to find appropriate tenants for this property and others in the area
<p>Average void re-let time (calendar days) – Mapperley Ward</p> <p><i>Note: This PI measures how long it takes NCH to re-let empty properties from the end of the old tenancy to the start of the new tenancy</i></p>	35	17.83			14.16	32.71	<p>Void performance summary: There are currently 4 empty properties in the Mapperley ward area. The average time to relet properties in the Mapperley ward area is 17.83 days. There have been 5 new lettings this year. The city wide time to let empty properties is 35. Our voids processes have recently undergone a review. In the long term this should result in an improvement in performance. There are still some long term/hard to let properties in the system which have an adverse effect on performance. The longest a property has been empty in this area is 8 weeks. The lettings service houses around 200 families each month around the city.</p>
<p>Average void re-let time (calendar days) – St Anns Ward</p> <p><i>Note: This PI measures how long it takes NCH to re-let empty properties from the end of the old tenancy to the start of the new tenancy</i></p>	35	23.84			24.19	31.77	<p>Void performance summary: There are currently 20 empty properties in the St Anns ward area. The average time to relet properties in the St Anns ward area is 23.84 days. There have been 61 new lettings this year. The city wide time to let empty properties is 35. Our voids processes have recently undergone a review. In the long term this should result in an improvement in performance. There are still some long term/hard to let properties in the system which have an adverse effect on performance. The longest a property has been empty in this area is 16 weeks. Our lettings teams are working hard to find appropriate tenants for this property and others in the area</p>

AC6-4b Empty properties - Lettable voids









Performance indicator and definition	Target	2015/16			2014/15	2013/14	Latest Note
		Value	Status	Long Trend	Value	Value	
Number of lettable voids – AC - St ann's, Dales & Mapperley <i>Note: Lettable voids are empty properties available for re-letting. They will receive repair work and then be re-let to a new tenant.</i>		33			24	45	Void performance summary: There are currently 33 empty properties in the Area Committee 6 area. The average time to relet properties in the Area Committee 6 area is 24.15 days. There have been 91 new lettings this year. The city wide time to let empty properties is 35. Our voids processes have recently undergone a review. In the long term this should result in an improvement in performance. There are still some long term/hard to let properties in the system which has had an adverse effect on performance. The longest a property has been empty in this area is 23 weeks. Our lettings teams are working hard to find appropriate tenants for this property and others in the area
Number of lettable voids – Dales Ward <i>Note: Lettable voids are empty properties available for re-letting. They will receive repair work and then be re-let to a new tenant.</i>		9			6	15	Void performance summary: There are currently 9 empty properties in the Dales ward area. The average time to relet properties in the Dales ward area is 27.28 days. There have been 35 new lettings this year. The city wide time to let empty properties is 25. Our voids processes have recently undergone a review. In the long term this should result in an improvement in performance. There are still some long term/hard to let properties in the system which has had an adverse effect on performance. The longest a property has been empty in this area is 23 weeks. Our lettings teams are working hard to find appropriate tenants for this property and others in the area
Number of lettable voids – Mapperley Ward <i>Note: Lettable voids are empty</i>		4			2	3	Void performance summary: There are currently 4 empty properties in the Mapperley ward area. The average time to relet properties in the Mapperley ward area is 17.83 days. There have been 5 new lettings this year. The city wide time to let empty

<p><i>properties available for re-letting. They will receive repair work and then be re-let to a new tenant.</i></p>						<p>properties is 35. Our voids processes have recently undergone a review. In the long term this should result in an improvement in performance. There are still some long term/hard to let properties in the system which has had an adverse effect on performance. The longest a property has been empty in this area is 8 weeks. The lettings service houses around 200 families each month around the city.</p>
<p>Number of lettable voids – St Anns Ward</p> <p><i>Note: Lettable voids are empty properties available for re-letting. They will receive repair work and then be re-let to a new tenant.</i></p>		<p>20</p>			<p>16</p>	<p>27</p> <p>Void performance summary: There are currently 20 empty properties in the St Anns ward area. The average time to relet properties in the St Anns ward area is 23.84 days. There have been 61 new lettings this year. The city wide time to let empty properties is 35. Our voids processes have recently undergone a review. In the long term this should result in an improvement in performance. There are still some long term/hard to let properties in the system which has had an adverse effect on performance. The longest a property has been empty in this area is 16 weeks. Our lettings teams are working hard to find appropriate tenants for this property and others in the area</p>

AC6-4c Empty properties - Decommissioning

Performance indicator and definition	Target	2015/16			2014/15	2013/14	Latest Note
		Value	Status	Long Trend	Value	Value	
Number of empty properties awaiting decommission – Dales Ward <i>Note: This PI shows the number of empty properties which will not be re-let and includes those being decommissioned and / or demolished.</i>		0			0	2	There are no properties awaiting decommissioning in the Dales Ward
Number of empty properties awaiting decommission – Mapperley Ward <i>Note: This PI shows the number of empty properties which will not be re-let and includes those being decommissioned and / or demolished.</i>		0			0	5	There are no properties awaiting decommissioning in the Mapperley Ward
Number of empty properties awaiting decommission – St Anns Ward <i>Note: This PI shows the number of empty properties which will not be re-let and includes those being decommissioned and / or demolished.</i>		0			5	0	There are no properties awaiting decommissioning in the St Anns Ward

AC6-5 Tenancy sustainment

Performance indicator and definition	Target	2015/16			2014/15	2013/14	Latest Note
		Value	Status	Long Trend	Value	Value	
Percentage of new tenancies sustained - AC - St ann's, Dales & Mapperley <i>Note: This PI measures the number of new tenants who are still in their tenancy 12 months later.</i>	96%	95.39%			96.54%	93.83%	Still below target however it is pleasing to see the current trend going up. We are just outside of the target 96%. We are continually working with all partner agencies to ensure we deal effectively with all tenancy issues which could adversely affect how our tenancies are sustained etc, i.e. ASB issues, domestic violence.
Percentage of new tenancies sustained - Dales Ward <i>Note: This PI measures the number of new tenants who are still in their tenancy 12 months later.</i>	96.5%	93.81%			94.12%	92.93%	Staff is continually working hard to sustain tenancies that are at risk of failure. Indeed we are now working closely with the rents income team on a joint eviction prevention process. This new way of working has not long been in operation and hopefully this can only lead to more sustainable tenancies in the future.
Percentage of new tenancies sustained - Mapperley Ward <i>Note: This PI measures the number of new tenants who are still in their tenancy 12 months later.</i>	96.5%	95.46%			94.87%	100%	See above.
Percentage of new tenancies sustained - St Anns Ward <i>Note: This PI measures the number of new tenants who are still in their tenancy 12 months later.</i>	96.5%	95.9%			97.61%	93.68%	Again we see an upward trend but we are just below our PI of 96.5%. The management team are ensuring our team are undertaking the NTV's, ITR's and RTV's to identify at an early stage some of the issues that may affect tenancy sustainment and ensure these are dealt with as efficiently as possible throughout the whole Area 6 ward.

APPENDIX 3

Area	Ward	Actual Budget (including carry over from 2015/16)	Schemes Approved	Schemes Committed	Schemes De Committed	Remaining Budget
6	Dales	£86,344.68	£0	£0	£0	£82,114.68
6	Mapperley	£44,328.05	£0	£0	£0	£44,328.05
6	St Ann's	£141,385.36	£1,852.37	£1,852.37	£0	£139,532.99

Address	Request	Reason	Nottingham City Homes Officer	Cost	Approval
Bellevue Court St Ann's	Handrail to be installed to footpath to Wells Road	Prevent pedestrians cutting across the grass and slipping	Leanne Hoban	£2992.00	Approval
Tulip Avenue St Ann's	New high fence and gate with security lock	Prevent fly tipping	Leanne Hoban	£3589.00	Approval
Wasnidge Walk St Ann's	Replace old dilapidated timber with new metal railings – 108 meters in total	Improve the appearance of the area and maximise security for a block of vulnerable residents.	Leanne Hoban	£22,900.00	Approval
1-7 Windmill Close Sneinton Elements	Install extra railings and gates to 4 properties. .	To make the gardens to these properties safe and secure.	Leanne Hoban	£3856.00	Approval
Wadhurst Gardens St Ann's	Install 3 sets of knee rail fencing to	Prevent inappropriate	Leanne Hoban	£11,400	Approval

	the green areas.	parking and damage to the green space.			
37-47 Luther Close St Ann's	Install 4 high heras gates to the communal spaces	Prevent nuisance and ASB	Leanne Hoban	£7256.00	Approval
Rushworth Close St Ann's	Install 4 high heras gates to the communal spaces	Prevent nuisance and ASB	Leanne Hoban	£7256.00	Approval
23-32 Westville Gardens St Ann's	Install new metal bow top railing around the communal area at the back of these properties.	To bring this block in line with the rest of the properties in this area that have undergone investment works.	Leanne Hoban	£8,104.00	Approval
Furze Gardens St Ann's	Replace the old, damaged fencing to the ILS with new high quality timber fencing.	The ILS has undergone a lot of investment in the past 2 years and the fencing remains poor and needs upgrading to finalise the project.	Leanne Hoban	£6,825.00	Approval
11-29 Lotus Close St Ann's	Install metal railings to the communal area of each ground floor flat.	Create individual gardens for each ground floor flat following the success of the pilot project at Luther Close last financial year.	Leanne Hoban	£6,416.00	Approval
1-35 Luther Close	Install metal railings	Create individual	Leanne Hoban	£5,136.00	Approval

	to the communal area of each ground floor flat.	gardens for each ground floor flat following the success of the pilot project at Luther Close last financial year.			
1-11 Westminster Close St Ann's	Replace the existing dilapidated timber fencing with new black metal railings.	NCH have invested in this area by creating a community garden that has benefited the area greatly. By upgrading the fencing this will add further value to this area.	Leanne Hoban	£7,285.80	Approval
Ogden Court St Ann's	Install 2 new security gates.	To aid to investment work already undertaken to this ILS	Leanne Hoban	£4,442.00	Approval
Westville Gardens St Ann's	Carry out fencing improvement works to 22-32 Westville Gardens and also carry out some resurfacing works to several plots of land within this area that are very untidy and encourage	The area is in need of regeneration and has several elements that are very untidy and in need of improvement. The fencing works to the bungalows at 22-32 are required as we have	Leanne Hoban	£20,513.89 This includes: <ul style="list-style-type: none"> • New fencing to 22-32 • Resurfacing works to several plots of overgrown and disused space • Creation of new planters to 	Approval

	flytipping. We will be delivering landscaping options to the planters that are prominent in this area as part of this scheme.	upgraded the fencing in the rest of this area and this block now needs investment works to complete the project.		<ul style="list-style-type: none"> • several plots • Resurfacing of an area prone to flytipping • New fencing to the communal walk way 	
Fountaindale Court St Ann's	Carry out paving works to the external areas of these low rise flats	Tenants have now designated surface and struggle to maintain their external space or access their utility metres when the weather is poor.	Leanne Hoban	£9,393.18	Approval

Total = £127,364.87